



**WATER & MOISTURE  
INSULATION PRODUCTS**



**SOUND & THERMAL & FIRE  
INSULATION PRODUCTS**



**TECHNICAL MORTARS  
PLASTERS and CHEMICALS**



**EPOXY and POLYURETHANE  
BASED PRODUCTS**



**INDUSTRIAL FLOOR  
COATING PRODUCTS**



**CERAMIC, GRANITE  
and  
MARBLE ADHESIVES**

**BARS**<sup>®</sup>  
TECHNICAL CONSTRUCTION CHEMICALS



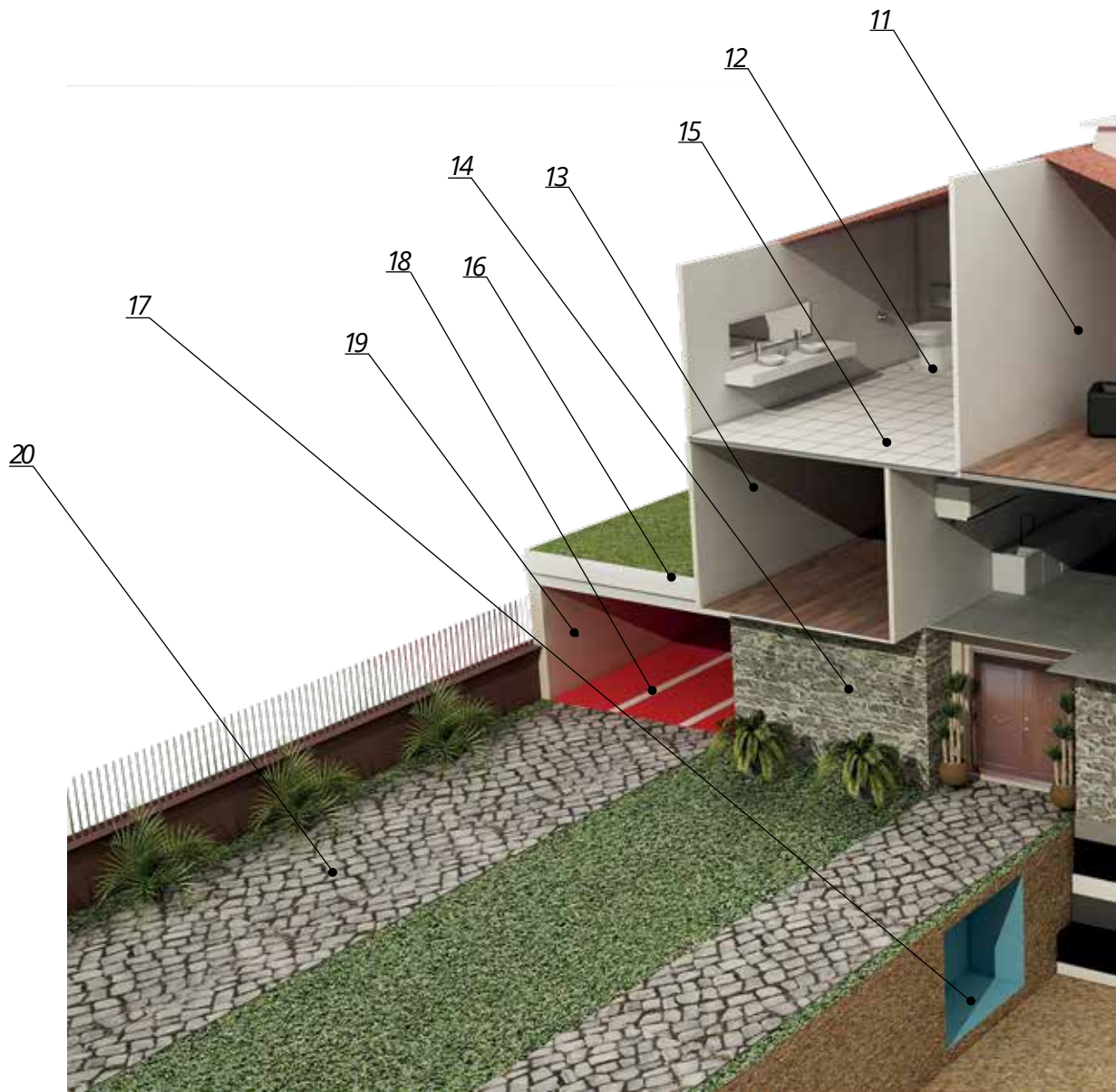
## About Us

With the aim of creating a global brand by the motto of technical construction chemicals from BURSA to the world, we have been melting the know-how and consultancy experiences which we have gained from various parts of the world with the experience we have gained by producing products such as construction chemicals, thermal insulation materials and paint since 2008, we created our BARS brand.

We continue to bring the technical building chemicals of the near future to our country using new generation polymer technologies. We continue our ideal of being one of the leading companies in this field that produces chemical solutions that are not in the product ranges of even the world's giants in our sector. Underlying this success is the belief of our business partners in many cities and dozens of countries that support us and our love for our country. With this perseverance, we will continue with the determination to become a global brand by continuously increasing the number of countries we export to. Our company, which attaches great importance to research and development, has shaped its mission in the field of advanced technology, continuous quality and quality workforce with its modern and innovative structure. Our company, which determines customer satisfaction as the basic policy of the enterprise, acts responsibly and consciously against the problems of global life in terms of sensitivity to the environmental system and fulfills its responsibility in this matter.







### 1 - POOL INSULATION

PROLASTIC - 210	(pp - 26)
PROLASTIC PLUS - 220	(pp- 27)
PROLASTIC MEGA -230	(pp - 28)
PROPOLBITUM - 360	(pp - 44)
PROPOOL - 354	(pp - 37)
PROTEX MEBRAN-1050	(pp - 201)

### 2 - POOL CERAMIC APPLICATION

PROCERA W - 410	(pp - 85)
PROCERA FLEX - 415	(pp - 86)
PROCERA FLEX 2K- 435	(pp - 88)
PROEPO MAX - 440	(pp - 90)
PROFUGA POOL - 447	(pp - 94)

### 3 - FOUNDATION CURTAIN WATER INSULATION

PROBITUM PR -101	(pp - 20)
PROBITUM 1K - 120	(pp - 21)
PROBITUM 2K - 140	(pp - 22)
PROBITUM ECO 1K -180	(pp - 23)
PROPOLBITUM 360	(pp - 44)

### 4 - OVER CERAMIC WATERPROOFING

PROPOL TRANS 1K - 370	(pp - 46)
PROHIBRIT TRANS - 385	(pp - 48)
PROLIQUID - 390	(pp - 42)

### 5 - CERAMIC & GRANIT ADHESIVE AND JOINT FILLERS

PROCERA - 401	(pp - 84)
PROCERA FLEX W - 420	(pp - 87)
PROCERA TECH - 460	(pp - 89)
PROFUGA - 445	(pp - 91)
PROFUGA FLEX - 455	(pp - 92)
PROFUGA MAX - 456	(pp - 93)
PROFUGA ANT - 450	(pp - 95)
PROMARBLE - 470	(pp - 96)
PROMARBLE W - 475	(pp - 97)
PROMARBLE FLEX - 480	(pp - 98)
PROMARBLE FLEX W- 485	(pp - 99)
PROMARBLE MAX - 490	(pp - 100)
PROMARBLE MAX W- 495	(pp - 101)

### 6 - TRANSPERANT WATERPROOFING

PROPOL TRANS 1K - 370	(pp - 46)
PROHIBRIT TRANS - 385	(pp - 48)
PROLIQUID - 390	(pp - 42)

### 7 - SCREEDS

PROLEVEL - 515	(pp- 105)
PROŞAP - 1009	(pp - 134)
PROLEVEL G - 517	(pp - 106)

### 8 - THERMAL INSULATION SYSTEM

PROTHERMAL PLASTER -848	(pp - 60)
PROTHERMAL PAINT - 845	(pp - 61)
PROTHERMAL METAL - 840	(pp - 62)
PROTHERM EPS - 910	(pp - 63)
PROTHERM YP - 930	(pp - 67)
PROTHERM SV - 940	(pp - 68)
PROTHERM 2IN 1 - 950	(pp - 69)
PROTHERM - 960	(pp - 70)
PROTHERM LINE - 970	(pp - 71)
PROTHERM PRIMER - 980	(pp - 72)
PROTHERM COLOR - 990	(pp - 73)

### 9 - ROOF INSULATION

PROCOOL ROOF - 320	(pp - 35)
PROAQUA UV - 310	(pp - 33)
PROSUPER POLYMER - 300	(pp - 34)

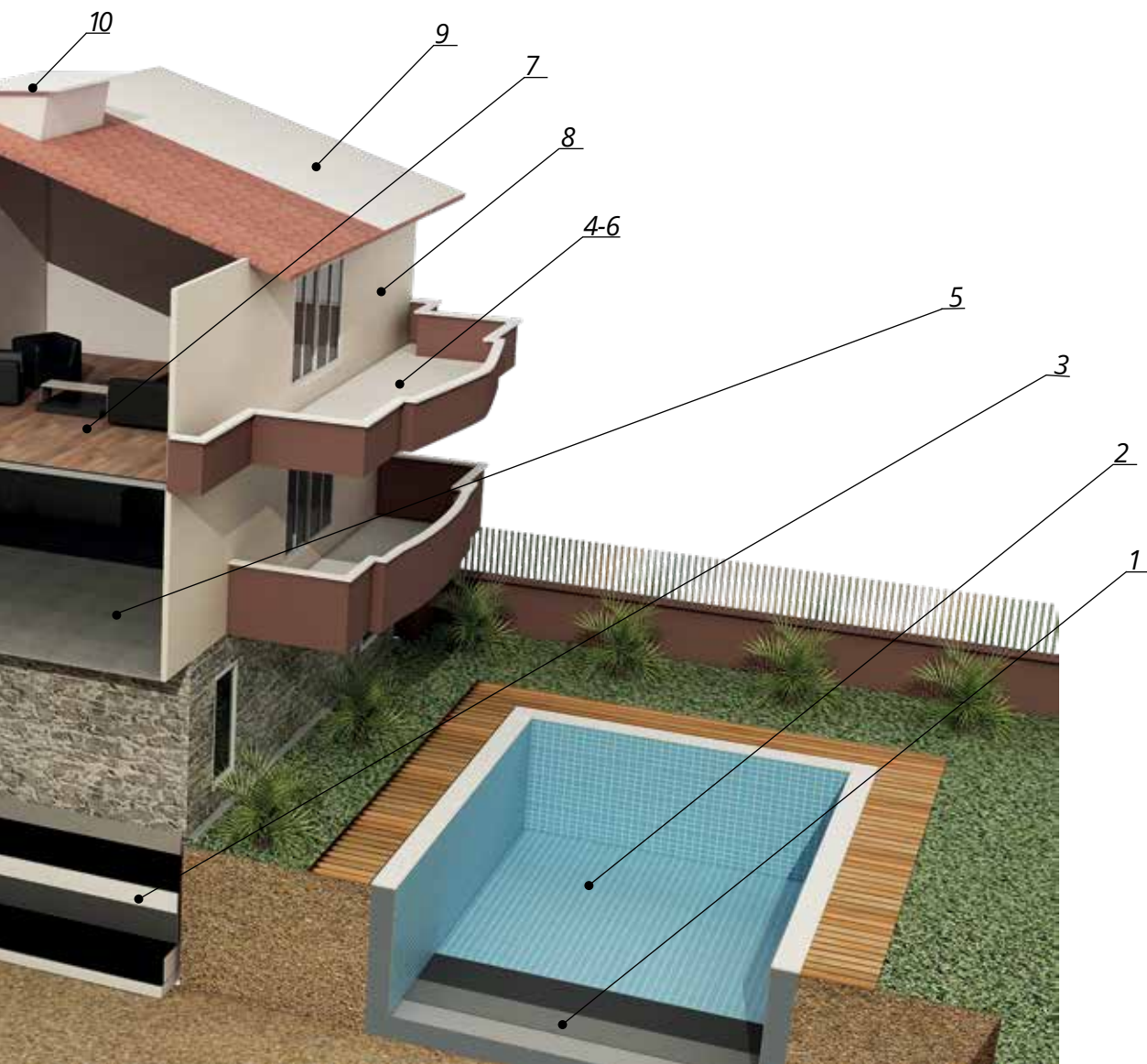
### 10 - SPECIAL WATER PROOFING PRODUCTS

PROSUPER POLYMER - 300	(pp - 34)
------------------------	-----------

### 11 - PLASTER & PRIMERS

PROPLASTER - 525	(pp - 111)
PROMACHINE PLASTER -1007	(pp - 132)
PROGYPS PR - 869	(pp - 185)
PROALL PURPOSE -1001	(pp - 129)
PROALL EXT -1002	(pp - 127)





## 12 - SILICON MASTIC

PROACRYLIC MASTIC - 1066	(pp - 191)
PROSILICON MASTIC - 1067	(pp - 190)
PROSILICON - 1068	(pp - 189)

## 13 - SOUND PROOFING

PROANTI-SOUND PLASTER - 820	(pp - 80)
PROANTI-SOUND PAINT - 821	(pp - 821)

## 14 - WATER REPELLENT FACADE PROTECTOR

PROSİL - 850	(pp - 173)
--------------	------------

## 15 - WET SPACES WATER INSULATION

PROAQUA -301	(pp - 36)
PROSUPER POLYMER - 300	(pp- 34)
PROPOL 1K - 350	(pp - 40)
PROPOL 1K UV - 355	(pp - 43)
PROPOLBITUM - 360	(pp - 44)
PROPOL 2K - 365	(pp - 45)
PROHİBRİT - 380	(pp- 47)
PROLASTIC EASY - 200	(pp - 25)
PROLASTIC - 210	(pp - 26)
PROLASTIC PLUS - 220	(pp - 27)
PROLASTIC MEGA - 230	(pp - 28)

## 16 - GREEN ROOF WATER INSULATION

PROBITUM 2K - 140	(pp - 22)
PROPOLBITUM - 360	(pp - 44)

## 17 - WATER TANK INSULATION

PROPOL 2K - 365	(pp - 45)
PROCRYSTA - 201	(pp- 50)
PROCRYSTA 2K - 202	(pp - 51)

## 18 - GROUND SYSTEMS

PROEPOXY SELF - 620	(pp - 155)
PROEPOXY PAINT - 630	(pp - 140)
PROEPOXY PAINT TX- 640	(pp - 141)
PROFLOOR X - 825	(pp- 147)
PROCOURT - 835	(pp - 172)
PROTEC - 885	(pp - 148)
PROAGREGA K - 555	(pp- 144)
PROAGREGA S - 550	(pp - 146)
PROCURE - 570	(pp- 118)
PROCURE P - 575	(pp- 119)
PROASPHALT PAINT - 790	(pp - 137)
PROCRETE - 800	(pp - 138)
PROPOLY FLOOR - 770	(pp - 139)
PRONON MMA - 662	(pp- 142)
PROEPO FLOOR - 661	(pp - 143)

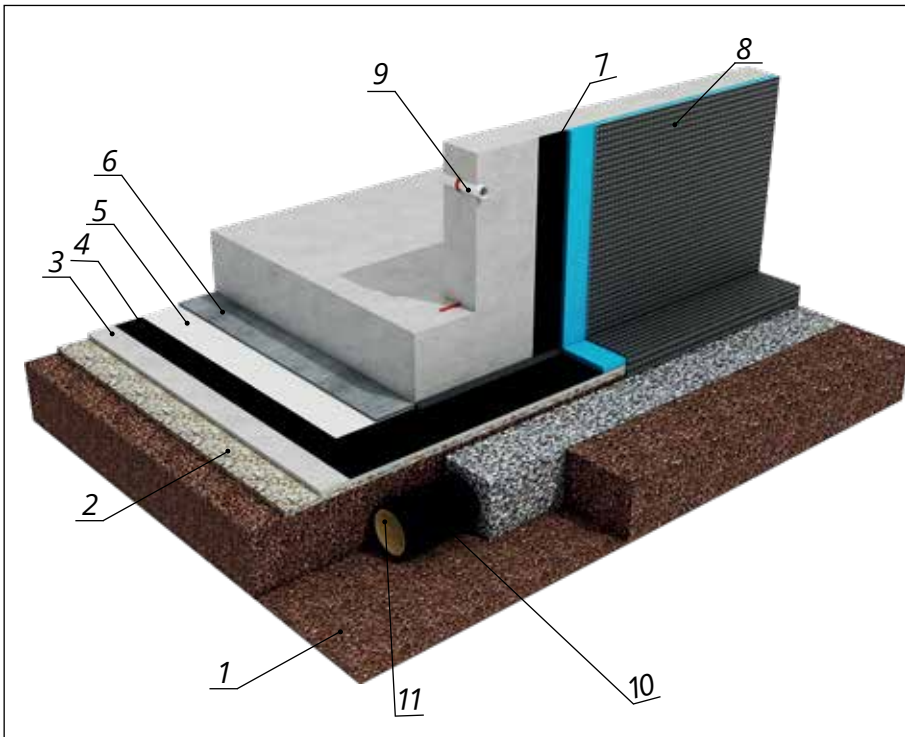
## 19 - MOISTURE INSULATION

PROCRYSTA - 201	(pp - 50)
PROCRYSTA 2K - 202	(pp - 51)
PROLASTIC MEGA - 851	(pp - 53)
PROCRYSTA SOL - 852	(pp - 52)
PROMICRO - 853	(pp - 54)
PROMICRO CREAM - 854	(pp - 55)
PROMOLD - 805	(pp - 57)
PROMOLD SOL - 810	(pp- 56)

## 20 - STAMPED CONCRETE SYSTEM

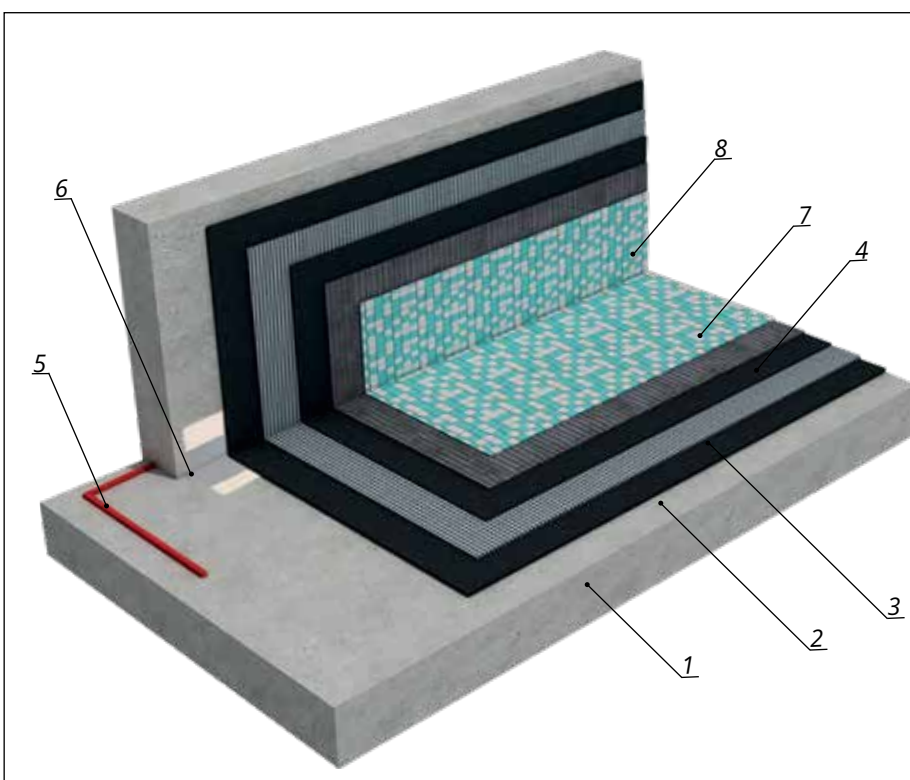
PRODECO - 580	(pp - 120)
PRODECO POWDER - 585	(pp- 121)
PRODECO POLISH - 590	(pp- 122)

## FOUNDATION CURTAIN WATER INSULATION



- 1 - EARTH
- 2 - FILLING
- 3 - GROBETON
- 4 - PROBITUM PR 101  
PROBITUM 1K - 120  
PROBITUM 2K - 140  
PROBITUM ECO 1K - 180  
PROPOLBITUM 360  
PROPOL 1K UV - 355  
PROLASTIC PLUS - 220  
PROLASTIC MEGA - 230
- 5 - PE-FOLIO (NYLON)
- 6 - PROTECTIVE BETON
- 7 - THERMAL INSULATION BOARD
- 8 - DRENAGE BOARD
- 9 - PROBAND AQUA AC 1065
- 10 - FILLING
- 11 - DRENAGE PIPE

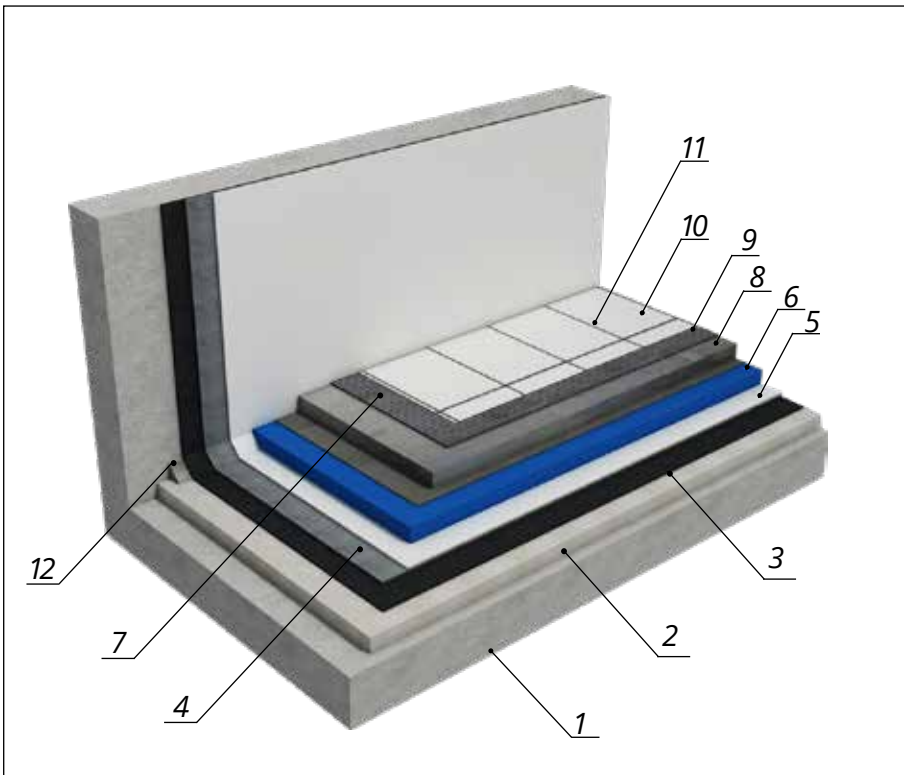
## BARS POOL INSULATION



- 1 - EARTH
- 2 - PROLASTIC 210  
PROLASTIC PLUS 220  
PROLASTIC MEGA 230
- 3 - PROTEX 1045
- 4 - PROCERA FLEX W 420  
PROCERA W - 410  
PROCERA FLEX - 415  
PROEPO MAX - 440
- 5 - PROBAND AQUA AC 1065
- 6 - PROBAND 120 1055
- 7 - PROFUGA POOL 447  
PROEPO MAX - 440
- 8 - CERAMIC

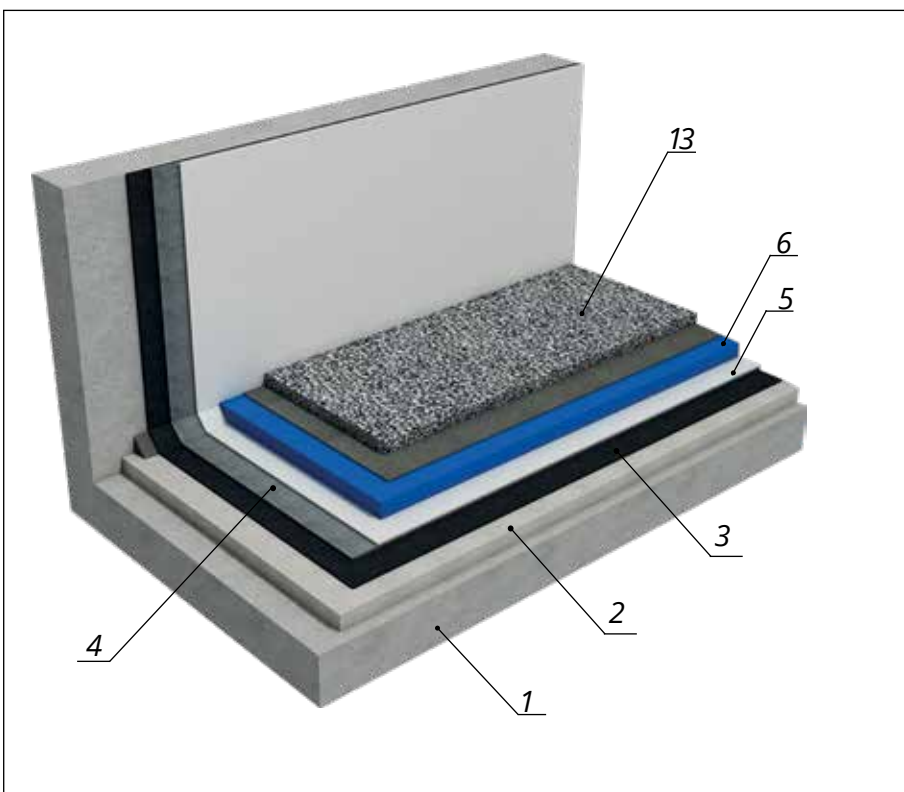


# BARS TRAFFICABLE TERRACE INSULATION

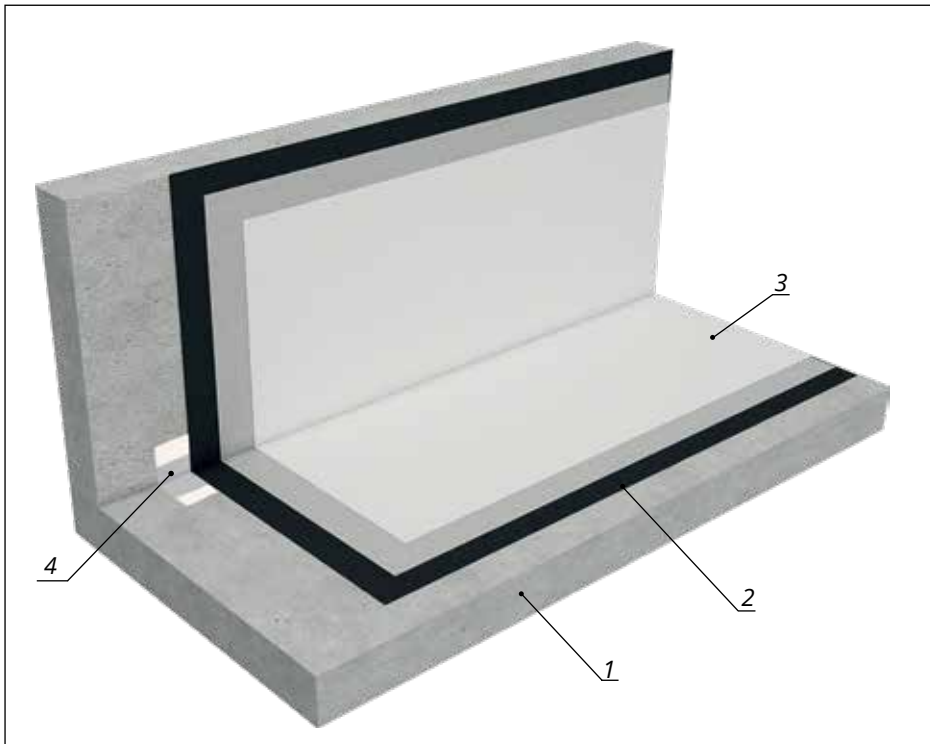


- 1 - EARTH
- 2 - SLOBE CONCRETE
- 3 - PROPOL PR 340  
PROPOL PR WT 345  
PROBITUM PR 101
- 4- PROLASTIC 210  
PROLASTIC PLUS 220  
PROLASTIC MEGA 230  
PROPOL 1K 350  
PROPOL BITUM 360

- 5 - PE-FOLIO /NYLON
- 6 - THERMAL INSULATION BOARD
- 7 - GEO TEXTILE FELT
- 8 - SLOBE CONCRETE
- 9 - PROCERA 401  
PROCERA W 410  
PROCERA FLEX 415  
PROCERA FLEX W 420  
PROCERA FLEX 2K 435
- 10 - PROFUGA 445  
PROFUGA FLEX 455  
PROFUGA MAX 456
- 11 - CERAMIC
- 12 - PROREPAIR PLUS 510
- 13 - PEBBLE

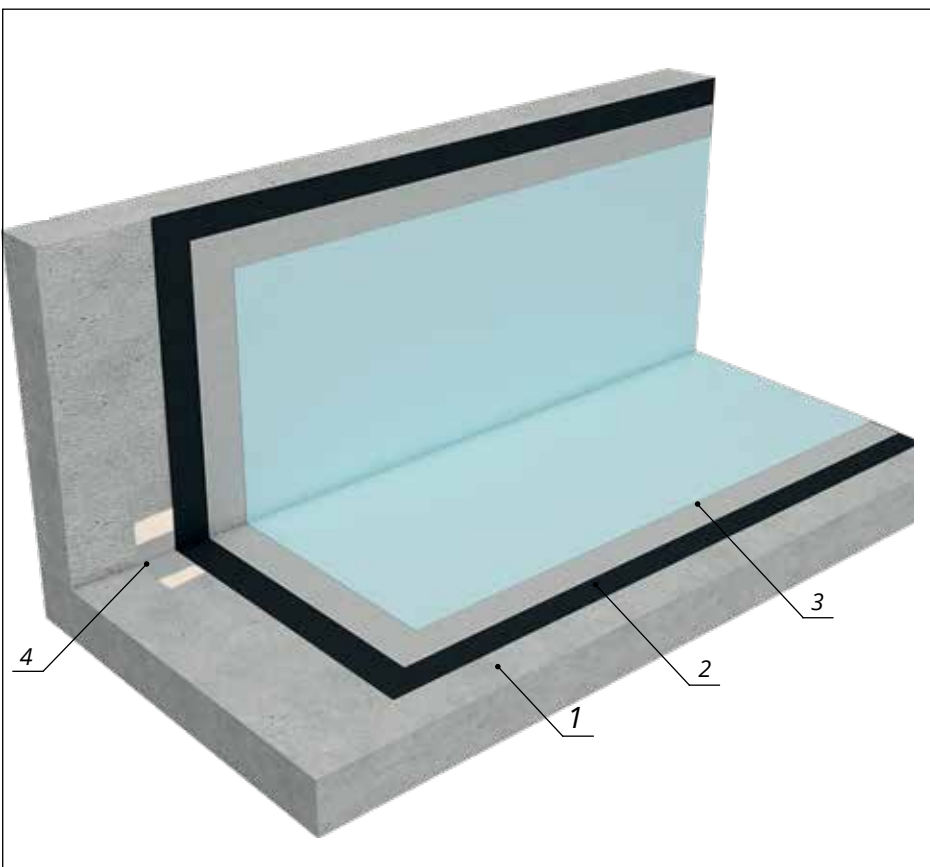


**BARS UV RESISTANT TRAFFICABLE TERRACE**



- 1 - SLOBE CONCRETE
- 2 - PROPOL PR 340  
PROPOL PR WT 345
- 3 - PROPOL 2K 355
- 4 - PROBAND 120 1055

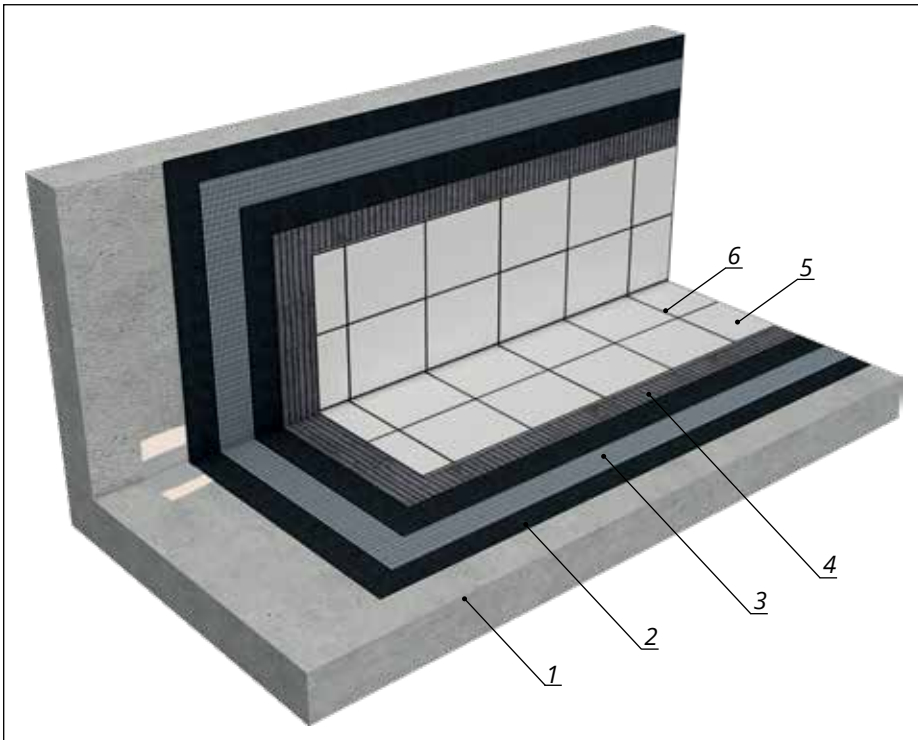
**BARS UV RESISTANT NON-TRAFFICABLE TERRACE**



- 1 - SLOBE CONCRETE
- 2 - PROPOL PR 340  
PROPOL PR WT 345  
PROAQUA UV 310  
(For primer use, could be diluted 1/1 ratio.)  
PROSUPER POLYMER 300  
(For primer use, could be diluted 1/1 ratio.)  
PROCOOL ROOF 320  
(For primer use, could be diluted 1/1 ratio.)
- 3 - PROPOL 1K UV 355  
PROAQUA UV 310  
PROSUPER POLYMER 300  
PROCOOL ROOF 320
- 4 - PROBAND 120 1055



## BARS WET SPACES INSULATION



1 - EARTH

2 - PROLASTIC EASY 200

PROLASTIC 210

PROLASTIC PLUS 220

PROLASTIC MEGA 230

3 - WATER PROOFING MESH 1045

4 - PROCERA 401

PROCERA W 410

PROCERA FLEX 415

PROCERA FLEX W 420

PROCERA FLEX 2K 435

PROEPO MAX 440

5 - PROEPO MAX 440

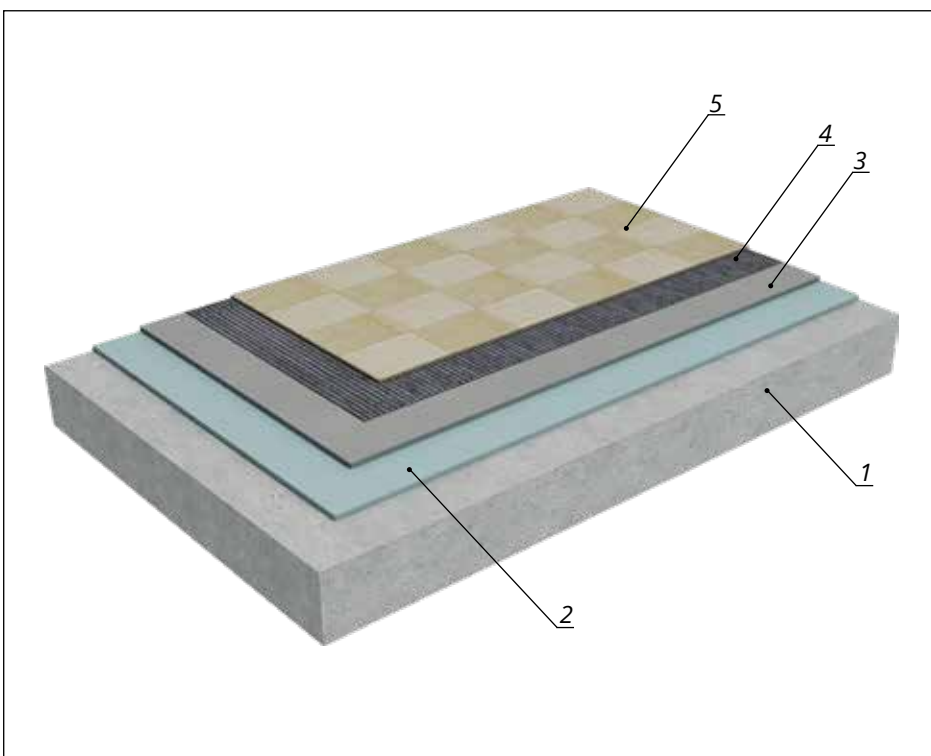
PROFUGA FLEX 445

PROFUGA FLEX 455

PROFUGA MAX 456

6 - CERAMIC

## SELF LEVELING



1 - EARTH

2 - PROGEN PR 860

3 - PROLEVEL 515

4 - PROAMRBLE 470

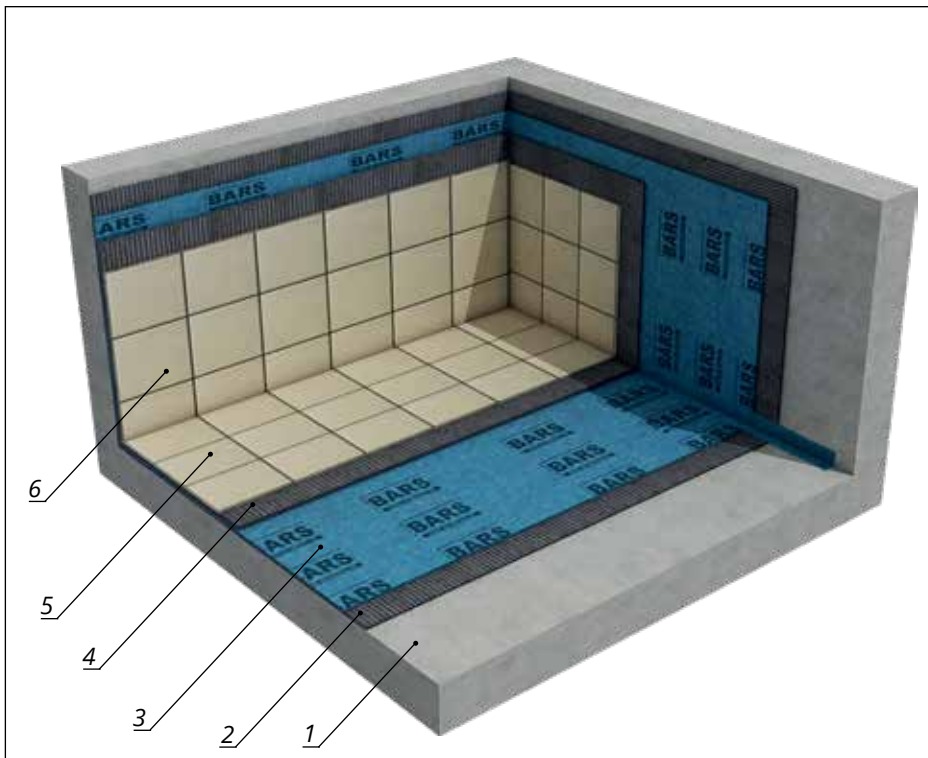
PROMARBLE W 475

PROAMRBLE FLEX 480

PROCERA FLEX W 485

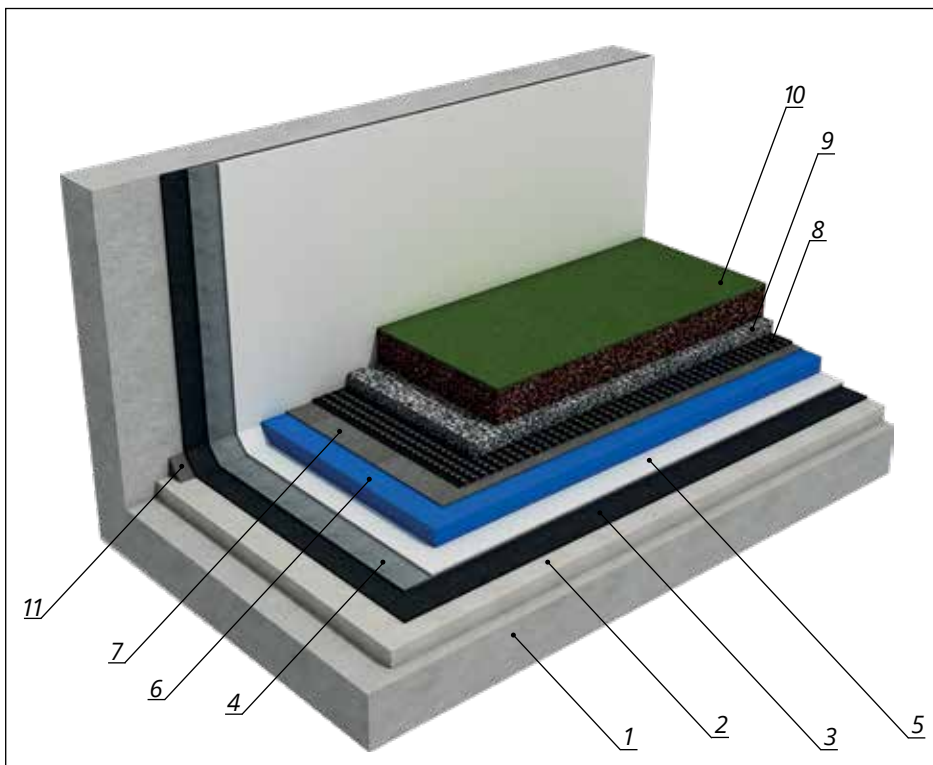
5 - CERAMIC, GRANITE

WET SPACES TEXTILE MEMBRANE



- 1 - EARTH
- 2 - PROLASTIC MEGA 230  
PROCERA FLEX 2K 435
- 3 - PROTEX MEMBRAN 1050
- 4 - PROCERA 401  
PROCERA W 410  
PROCERA FLEX 415  
PROCERA FLEX W 420  
PROCERA FLEX 2K 435  
PROEPO MAX 440
- 5 - PROEPO MAX 440  
PROFUGA FLEX 445  
PROFUGA FLEX 455  
PROFUGA MAX 456
- 6 - CERAMIC

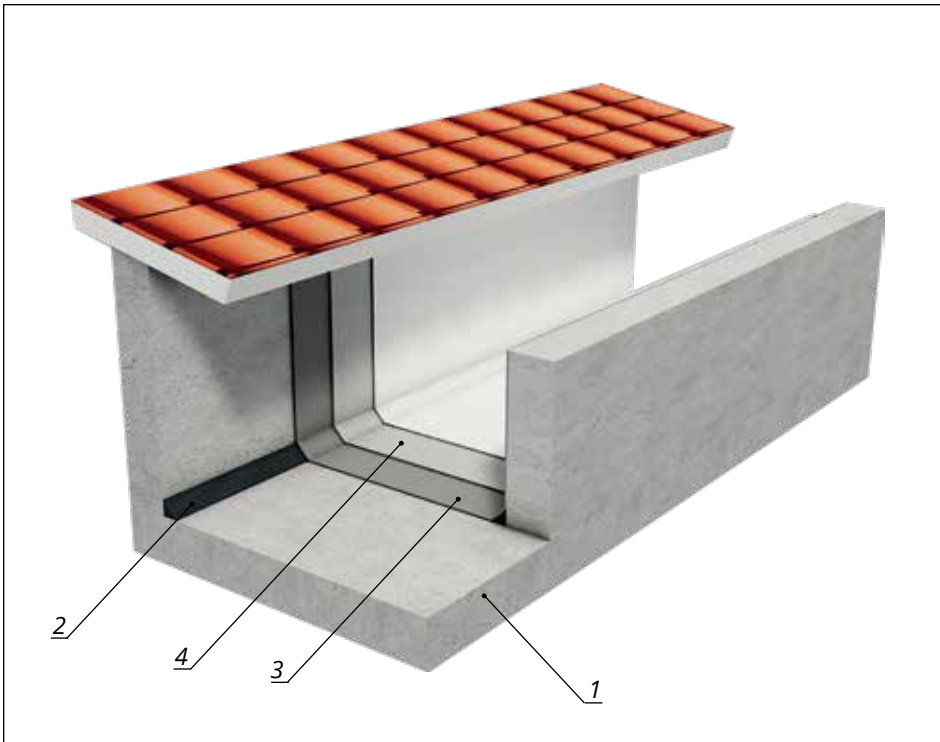
BARS GREEN ROOF



- 1 - EARTH
- 2 - SLOBE CONCRETE
- 3 - PROPOL PR 340  
PROPOL PR WT 345  
PROBITUM PR 101
- 4 - PROPOL BITUM 360  
PROBITUM 2K 140  
PROPOL 1K 350  
PROHIBRIT 380
- 5 - PE FOLIO / NYLON
- 6 - THERMAL INSULATION BOARD
- 7 - GEOTEXTILE FELT
- 8 - DRENAGE PLATE
- 9 - PEBBLE
- 10 - EARTH, GRASS
- 11 - PROREPAIR PLUS 510



## BARS-GUTTER RIVER INSULATION



1 - EARTH

2 - PROREPAIR PLUS 510

3 - PROPOL PR 340

PROPOL PR WT 345

PROAQUA UV 310

(For primer use, could be diluted 1/1 ratio)

PROSUPER POLYMER 300

(For primer use, could be diluted 1/1 ratio)

PROCOOL ROOF 320

(For primer use, could be diluted 1/1 ratio)

4 - PROPOL 1K UV 355

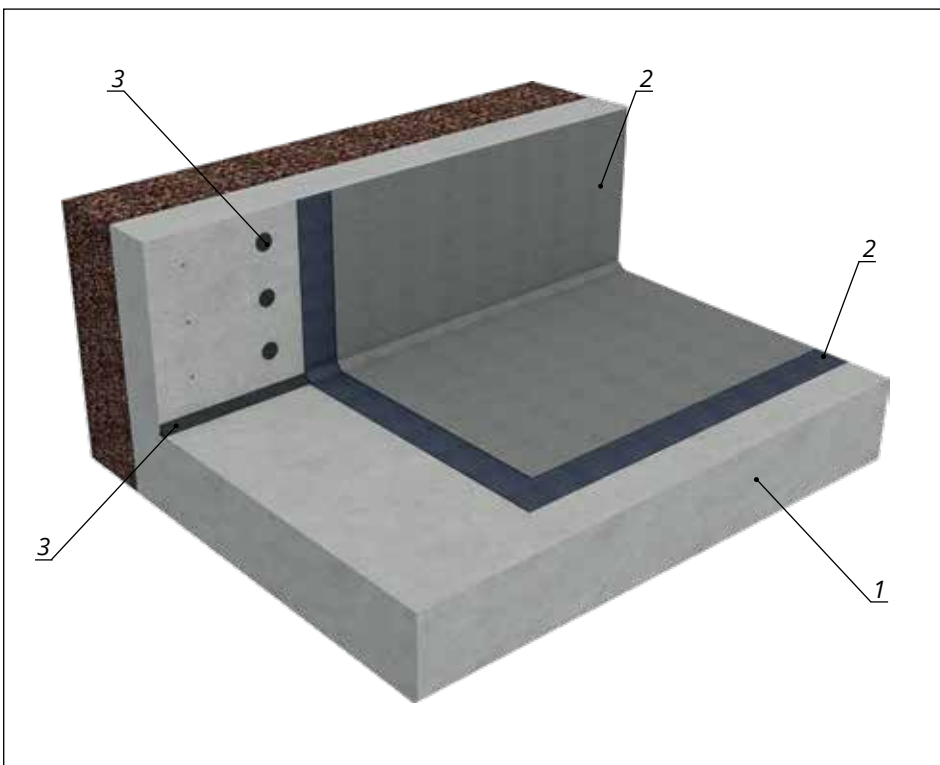
PROPOL 2K 365

PROAQUA UV 310

PROSUPER POLYMER 300

PROCOOL ROOF 320

## BARS CRYSTALIZED NEGATIVE



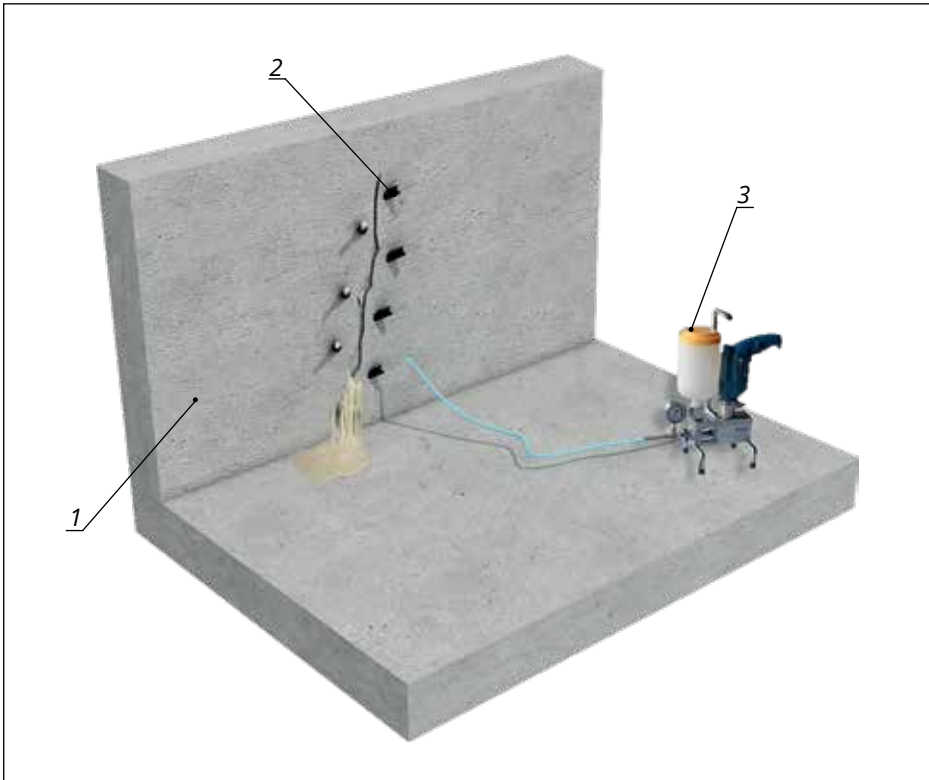
1 - SLOBE CONCRETE

2 - PROCRYSTA 201

PROCRYSTA 2K 202

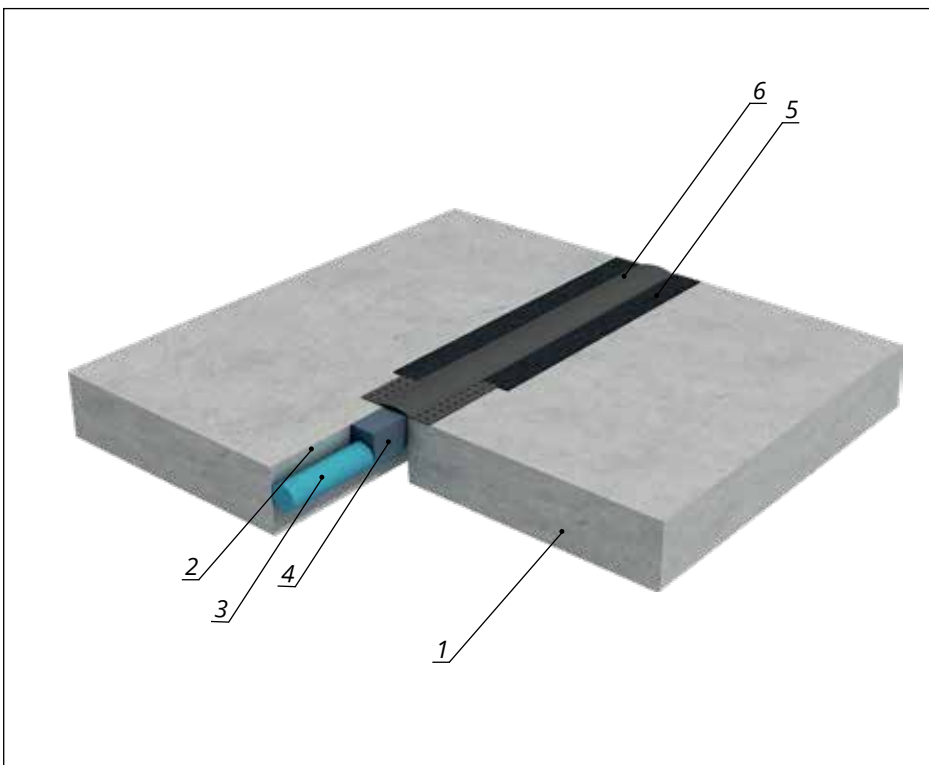
3 - PROREPAIR PLUS 510

## BARS INJECTION



- 1- EARTH
- 2 - PROPACKER 1040
- 3 - PROPOL INJECTION 615

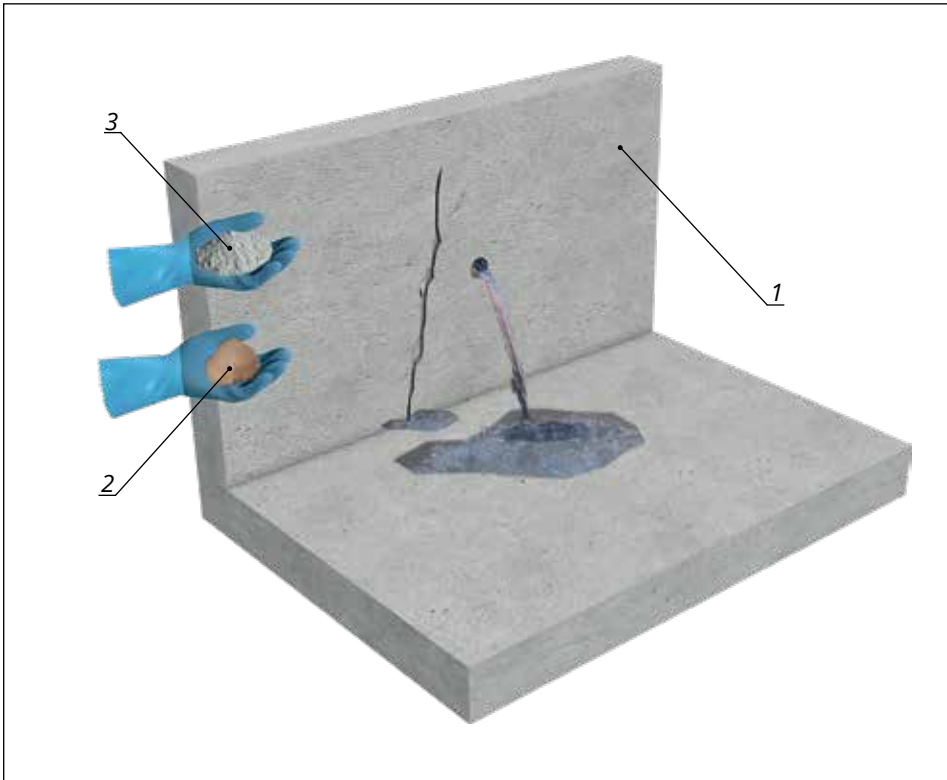
## BARS DILATATION APPLICATION



- 1 - EARTH
- 2 - PROPOL PR 340
- 3 - WICK
- 4 - PROPOL MASTIC 2K 695  
PROPOL MASTIC 1075
- 5 - PROEPO ANKRAJ 901
- 6 - PROBAND DLT 1060

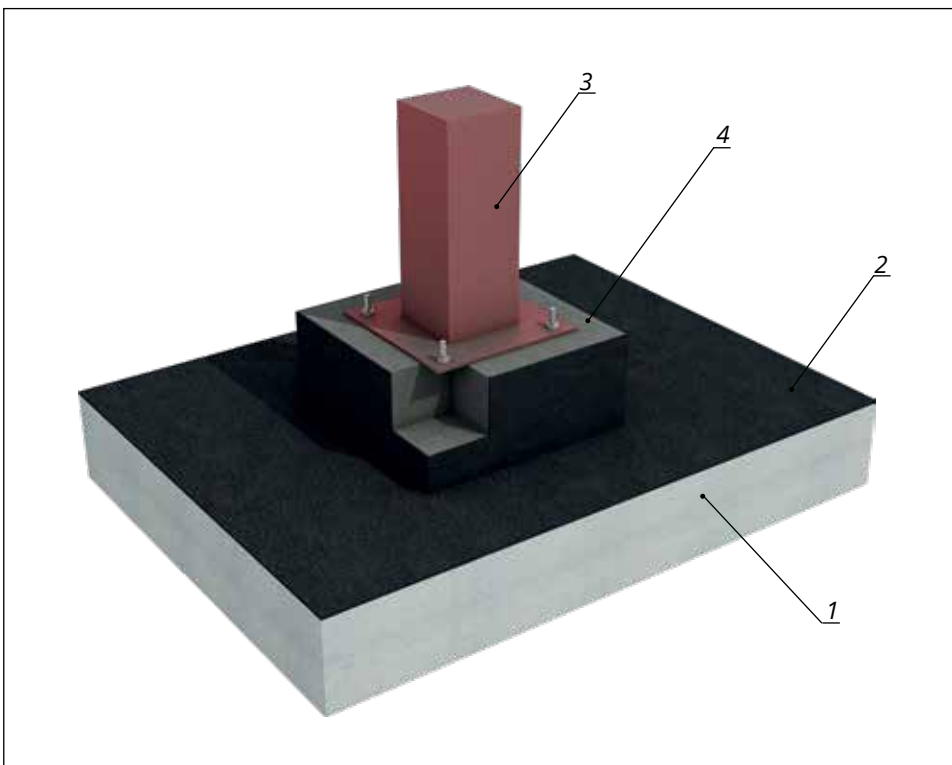


## BARS WATER STOP



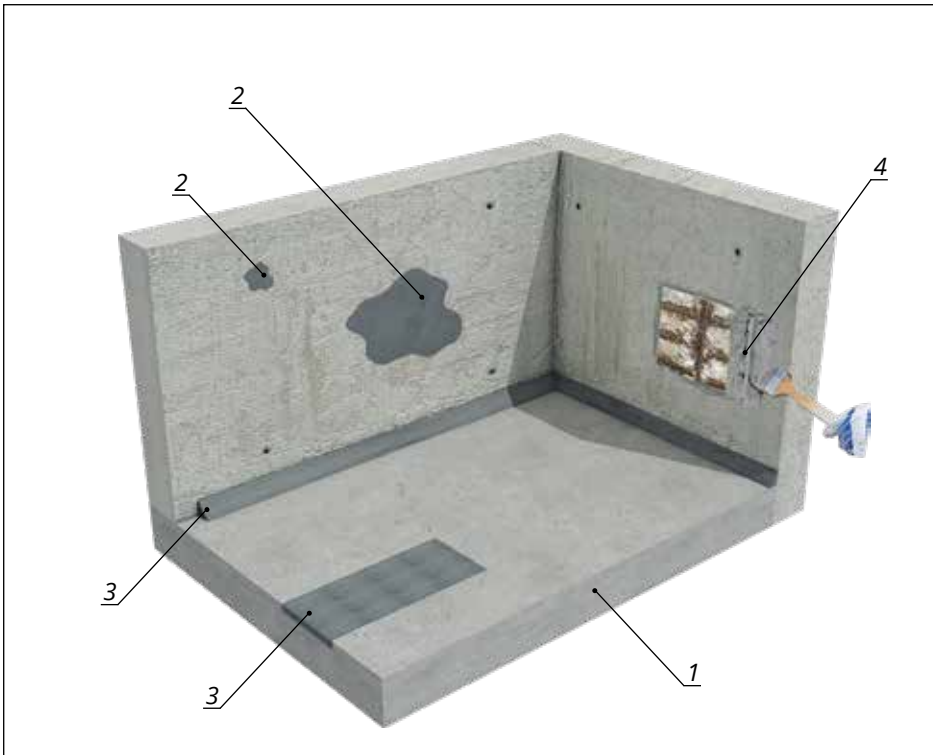
- 1 - CONCRETE
- 2 - PROSTOP 250
- 3 - PROSTOP SPEED 260

## BARS GROUT



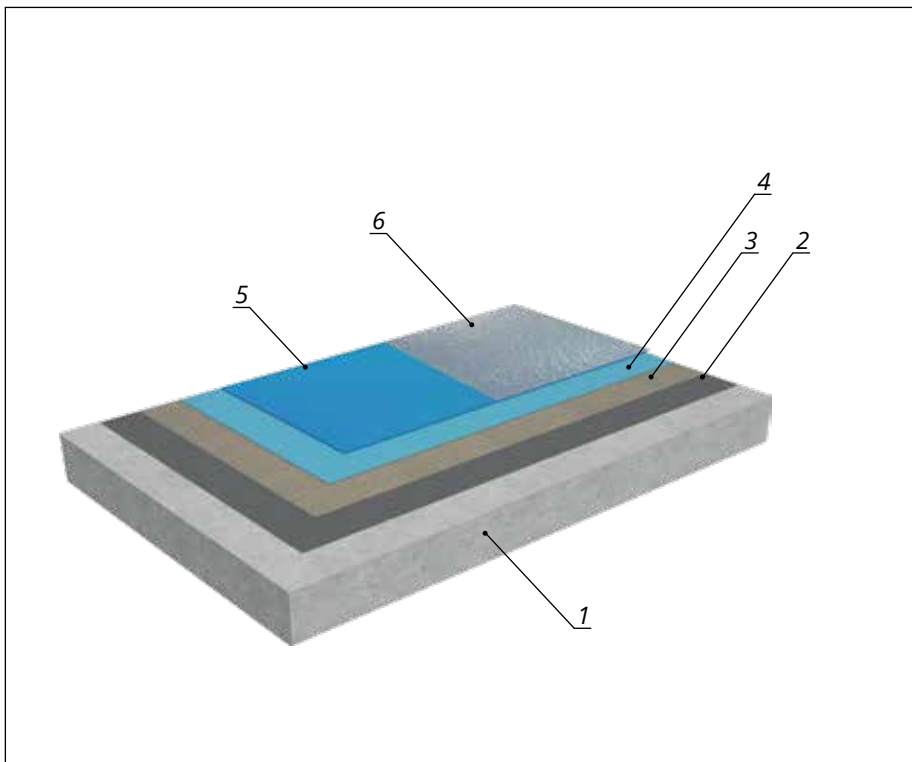
- 1 - CONCRETE
- 2 - PROCRYSTA 201
- 3 - METAL COLUMN
- 4 - PROGROUT 520  
PROGROUT SPEED 530

## FIXING MORTARS



- 1 - CONCRETE
- 2 - PROREPAIR THIN 505  
PROREPAIR 501
- 3 - PROREPAIR PLUS 510
- 4 - PROCOR 1008

## EPOXY FLOOR



- 1 - CONCRETE
- 2 - PROEPOXY PR 601
- 3 - PROEPOXY PR 602
- 4 - PROEPOXY SELF 620
- 5 - PROEPOXY PAINT 630
- 6 - PROEPOXY PAINT TX 640

# DOCUMENTS





# CONTENT

## 1 Bitumen Based Water Insulation Products 19

Probitüm PR 101	20
Probitüm 1K 120	21
Probitüm 2K 140	22
Probitüm Eco 1K 180	23

## 2 Mineral Based Water Insulation Products 24

Prolastic Easy 200	25
Prolastic 210	26
Prolastic Plus 220	27
Prolastic Mega 230	28
Prolastic Mega Uv 240	29
Prostop 250	30
Prostop Speed 260	31

## 3 Resin Based Water Insulation Products 32

Proaqua Uv 310	33
Prosuper 300	34
Procool Roof 320	35
Proaqua 301	36
Propool 354	37
Propol Pr 340	38
Propol Trans Pr 325	39
Propol 1K 350	40
Propol Pr Wt 345	41
Proliquid 390	42
Propol 1K Uv 355	43
Propolbitüm 360	44
Propol 2K 365	45
Propol Trans 1K 370	46
Prohibrit 380	47
Prohibrit Trans 385	48

## 4 Mold & Moisture Insulation Products 49

Procrysta 201	50
Procrysta 2K 202	51
Procrysta Sol 852	52
Procap Plaster 851	53
Promicro 853	54
Promicro Cream 854	55
Promold Sol 810	56
Promold 805	57

## 5 Thermal Insulation Products 59

Prothermal Plaster 848	60
Prothermal Paint 845	61
Prothermal Metal 840	62
Protherm Eps 910	63
Protherm Tex 915	64
Protherm Sd 920	65
Protherm Fk 925	66
Protherm Sd 930	67
Protherm Sv 940	68
Protherm 2 In 1 950	69
Protherm 960	70
Protherm Line 970	71
Protherm Primer 980	72
Protherm Color 990	73

## 6 Fire Proofing Products 74

Proanti-Fire Solution 816	75
Proanti-Fire Plus 815	76
Proanti-Fire Paint 817	77

## 7 Sound Proofing Products 79

Proanti-Sound Plaster 820	80
Proanti-Sound Paint 821	81

## 8 Ceramic & Granite Adhesives & Joint Fillers 82

Propoly Mastic 496	83
Procera 401	84
Procera W 410	85
Procera Flex 415	86
Procera Filex W 420	87
Procera Filex 2k 435	88
Procera Tech 460	89
Proepo Max 440	90
Profuga 445	91
Profuga Flex 1-6 mm 455	92
Profuga Max 2-20 mm 456	93
Profuga Pool 447	94
Profuga Ant 450	95

Promarble 470	96
Promarble W 475	97
Promarble Flex 480	98
Promarble Flex W 485	99
Promarble Max 490	100
Promarble Max W 495	101
Profuga Tech 461	102
Promarble Fuga Max W 497	103

## 9 Technical Plasters & Mortars 104

Prolevel 515	105
Prolevel G 517	106
Promet Pr 521	107
Prorepair Thin 505	108
Prorepair 501	109
Prorepair Plus 510	110
Proplaster 525	111
Bars Techno 3D 1020	112
Promet Grout 523	113
Progrout 520	114
Progrout Speed 530	115
Progas Concrete 535	116
Probrick Adhesive 536	117
Procure 570	118
Procure P 575	119
Prodeco 580	120
Prodeco Powder 585	121
Prodeco Polish 590	122
Prohidro 565	123
Prohidro Injection 566	124
Prohidro Plaster 567	125
Prohidro Repair 568	126
Proall Ext 1002	127
Prokim 595	128
Proall Purpose 1001	129
Prodec Plaster 1003	130
Prodec Plaster L 1005	131
Promachine Plaster 1007	132
Procor 1008	133
Proşap 1009	134
Proconcrete 1010	135

## 10 Floor Coating Products 136

Proasphalt Paint 790	137
Procrete 800	138
Propoly Floor 770	139
Proepoxy Paint 630	140
Proepoxy Paint Tx 640	141
Pronon Mma 662	142
Proepofloor 661	143
Proagrega K 555	144
Proagrega C 560	145
Proagrega S 550	146
Profloor X 825	147
Protec 885	148

## 11 Epoxy Based Products 150

Proepoxy Pr 601	151
Proepoxy Pr Wt 610	152
Proepoxy Pr 602	153
Promortar Epo 540	154
Proepoxy Self 620	155
Proepoxy Sand 01-03 650	156
Progrout Epo 545	157
Proepodeco 670	158
Propigment 672	159
Proepodeco C 680	160
Prokapsil 675	161

## 12 Mortar Additives 162

Provisco 701	163
Procrys 720	164
Prolatex 710	165
Proantifiriz 750	166
Pros Mortar 740	167
Propowder 730	168

# CONTENT

## 13 Special Paint Coatings and Chemicals 169

---

Prowall 801	170
Prowood Paint 526	171
Procourt 835	172
Prosil 850	173
Promold Oil 855	174
Proroad Paint 836	175
Procontact Pr 865	176
Progen Pr 860	177
Prokap 880	178
Projel Pr 870	179
Profect Paint 837	180
Proac Filling 838	181
Prowe Paint 898	182
Promagnet 897	183
Proclean 888	184
Progyps Pr 869	185
Proorganic Plaster 899	186

---

## 14 Silicon & Mastic Products 188

---

Prosilicon 1068	189
Prosilicon Mastic 1067	190
Proacrylic Mastic 1066	191
Propol Mastic 1075	192
Propol Mastic 2k 695	193

---

## 15 Anchorage & Injection Auxiliary Products 194

---

Proepo Ankraj 901	195
Proepopoly Ankraj 1032	196
Proepopoly Ankraj T 1030	197
Propol Injection 615	198
Propacker 1040	199
Protex 1045	200
Protex Mebran 1050	201
Proband 120 1055	202
Proband Dlt 1060	203
Proband Aqua Ac 1065	204
Proband Aqua Bent 1070	205

---

# **BITUMEN BASED WATER INSULATION PRODUCTS**



- 20 - Probitum Pr 101
- 21 - Probitum 1k 120
- 22 - Probitum 2k 140
- 23 - Probitum Eco 1k 180



# PROBITUM PR 101

## PRIMER PRILIMINARY BITUMEN PRODUCTS



**Product Description:** PROBITUM is a bitumen rubber emulsion based, water based primer product.



Roller



Hand Mixer




Airless spray



Brush

**Features:** It is used for priming before water based bituminous application. It forms an adhesion enhancing layer on the applied surface. Provides better adhesion of membranes to the surface. It has crack bridging feature.

**Application Area:** PROBITUM PR bitumen based primer is used before the application of water and bitumen based waterproofing systems.

Packing	A	TOTAL	
	17.00 kg	-	17.00 kg
Consumption	0,4-0,6 kg/m <sup>2</sup> .	BARKOD	 8680746483002
SHELF LIFE : 1 Year.		COLOR : Brown/ Black	
STORAGE : +5°C / +25 °C		APPREANCE : Liquid	

**Application Instructions:** Surface should be cured, dry and firm. Remove oil, grease, dirt, paint and salt vapors which prevent adhesion. Surface should be repaired with PROREPAIR THIN or PROREPAIR and in areas where there is sea water, sewage that causes high-sulphate exposition, to be done with the PROREPAIR PLUS at least 24 hours before application. Newly plastered areas should be allowed to cure for at least 7 days before application. Ready to use. It can be applied by brush, roller or airless spray to the surface in a single layer. Do not apply on wet surfaces. After complete drying, PROBITUM 1K or PROBITUM 2K is applied. Expired mortar should be disposed of. Application should be done between +5 C and +30 C. Do not apply in hot, rainy and windy weather. Do not apply on surfaces that are at risk of frost. During and after the application, the first 24 hours should be protected from rain, water, frost and negative external factors.




# PROBITUM 1K 120

POLYMER MODIFIED BITUMEN-RUBBER BASED SINGLE COMPONENT WATERPROOFING PRODUCT



**Features:** It forms a black layer that increases water resistance and adhesion strength by evaporation of the water it contains. It has crack bridging capability.

**Application Area:** On mineral surfaces such as concrete, plaster, gross concrete (primed) and screed. On balconies and terraces, in wet areas such as bathrooms, toilets and kitchens, under tiles, water tanks, foundations, reinforced concrete terrace roofs, balconies, water channels and hidden streams,


PACKING	A		TOTAL
	20.00 kg	-	20.00 kg
CONSUMPTION	1-1,5 kg/m <sup>2</sup> (1mm)		BARKOD  8680746483019
SHELF LIFE :	1 Year.		
STORAGE :	+5°C / +30 °C		APPREANCE : Liquid

**Product Description:**  
 PROBITUM 1K is a single component, water based, bitumen rubber emulsion based waterproofing material.

**Application Instructions:**

Surface should be cured, dry and firm. Remove oil, grease, dirt, paint and salt vapors which prevent adhesion. Surface should be repaired with PROREPAIR THIN or PROREPAIR and in areas where there is sea water, sewage that causes high-sulphate exposition, to be done with the PROREPAIR PLUS at least 24 h before application. If the surface which to be applied is on ground, for surface to be prepared for application PROLEVEL screed should be applied before PROBITUM 1K application. Newly plastered areas should be allowed to cure for at least 7 days before application. Ready to use. Corner joints must be beveled with PROBAND after making sure that the surface to be applied is dry. PROBITUM PR Bitumen primer is applied in one layer. First of all, chamfered places should be applied with a thin brush. PROBITUM 1K is cold applied. After mixing, it is applied by bitumen brush trowel or airless spray. The second layer can be applied after complete drying. In the areas exposed to permanent and continuous water pressure, PROTEX glass fiber mesh application with alkali resistance should be applied to the whole surface between the first and second layer application. The foundational excavation should not be closed until the complete drying occurs. Cover with appropriate heat insulation and drainage plates and then fill. The total application thickness should be determined according to the area of application and the water pressure to be exposed to the insulation layer. The expired mortar must be disposed of.

To achieve optimum quality, please follow the instructions for use. Application should be between +5 C and +30 C. Do not apply in hot, rainy and windy weather. Do not apply on surfaces with frost hazard. The product should be protected from rain, water, frost and adverse external factors during application and the first 24 hours after the application.



# PROBITUM 2K 140

POLYMER MODIFIED BITUMEN-RUBBER BASED  
DOUBLE COMPONENT WATERPROOFING PRODUCT



Hand Mixer



Airless Spray



Brush




Trowel

**Features:** Due to its elastic structure, it is resistant to temperature differences. It forms a black layer that increases water resistance and adhesion strength by evaporation of the water it contains.

**Application Area:** On mineral surfaces such as concrete, plaster, gross concrete (primed) and screed. On balconies and terraces, in wet areas such as bathrooms, toilets and kitchens, under tiles, water tanks, foundations, reinforced concrete terrace roofs, balconies, water channels and hidden streams,

**Product Description:** It is a two-component, bitumen rubber and cement based, water-based expellable, water-resistant thick waterproofing material.

PACKING	A	B	TOTAL
	22.00 kg	8.00 kg	30.00 kg
CONSUMPTION	3-6 kg/m <sup>2</sup>		 8680746483026
	BARKOD		
SHELF LIFE : 1 Year.		COLOR : Brown / Black	
STORAGE : +5°C / +30 °C		APPREANCE : A : Liquid B : Powder	

**Application Instructions:** Surface should be cured, dry and firm. Remove oil, grease, dirt, paint and salt vapors which prevent adhesion. Surface should be repaired with PROREPAIR THIN or PROREPAIR and in areas where there is sea water, sewage that causes high-sulphate exposition, to be done with the PROREPAIR PLUS at least 24 h before application. If the surface which to be applied is on ground, for surface to be prepared for application PROLEVEL screed should be applied before products application. Newly plastered areas should be allowed to cure for at least 7 days before application. Add the 8 kg powder component into the liquid component which is 22 kg and mix slowly with the low speed mixer until there is no lump. Corner joints must be beveled with PROBAND after making sure that the surface to be applied is dry. PROBITUM PR Bitumen primer is applied in one layer. First of all, chamfered places should be applied with a thin brush. PROBITUM 2K is cold applied. After mixing, it is applied by bitumen brush trowel or airless spray. The second layer can be applied after complete drying. In the areas exposed to permanent and continuous water pressure, PROTEX glass fiber mesh application with alkali resistance should be applied to the whole surface between the first and second layer application. The foundational excavation should not be closed until the complete drying occurs. Cover with appropriate heat insulation and drainage plates and then fill. The total application thickness should be determined according to the area of application and the water pressure to be exposed to the insulation layer. The expired mortar must be disposed of. Application should be between +5 C and +30 C. Do not apply in hot, rainy and windy weather. Do not apply on surfaces with frost hazard. The product should be protected from rain, water, frost and adverse external factors during application and the first 24 hours after the application.






# PROBITUM ECO 1K 180

POLYMER MODIFIED BITUMEN-RUBBER BASED SINGLECOMPONENT ECONOMIC WATERPROOFING PRODUCT



**Features:** Easy to apply. Provides seamless appearance. Solvent free. Water based. It can be used on vertical and horizontal surfaces. It has strong penetration. High elasticity. Protects structures against water and moisture.

**Application Areas:** On mineral surfaces such as concrete, plaster, gross concrete (primed) and screed. On balconies and terraces, in wet areas such as bathrooms, toilets and kitchens, under tiles, water tanks, foundations, reinforced concrete terrace roofs, balconies, water channels and hidden streams,

PACKING	<b>A</b>		<b>TOTAL</b>
	18.00 kg 5.00 kg	-	18.00 kg 5.00 kg
CONSUMPTION	1-1,5 kg/m <sup>2</sup>	BARKOD	 8680746483033
SHELF LIFE : 1 Year.		COLOR : Brown / Black	
STORAGE : +5°C / +25 °C		APPREANCE : Liquid	

**Product Description:**  
PROBITUM ECO 1K is a single component, water based, bitumen rubber emulsion based economic water connection design.



**Application Instructions:** Surface should be cured, dry and firm. Remove oil, grease, dirt, paint and salt vapors which prevent adhesion. Surface should be repaired with PROREPAIR THIN or PROREPAIR and in areas where there is sea water, sewage that causes high-sulphate exposition, to be done with the PROREPAIR PLUS at least 24 h before application. If the surface which to be applied is on ground, for surface to be prepared for application, PROLEVEL screed should be applied before PROBITUM ECO 1K application. Newly plastered areas should be allowed to cure for at least 7 days before application. Corner joints must be beveled with PROBAND after making sure that the surface to be applied is dry. PROBITUM PR Bitumen primer is applied in one layer. First of all, chamfered places should be applied with a thin brush. PROBITUM ECO 1K is cold applied. After mixing, it is applied by bitumen brush trowel or airless spray. The second layer can be applied after complete drying. In the areas exposed to permanent and continuous water pressure, PROTEX glass fiber mesh application with alkali resistance should be applied to the whole surface between the first and second layer application. The foundational excavation should not be closed until the complete drying occurs. Cover with appropriate heat insulation and drainage plates and then fill. The total application thickness should be determined according to the area of application and the water pressure to be exposed to the insulation layer. The expired mortar must be disposed of. Please stick to the application instructions. To achieve optimum quality, please follow the instructions for use. Application should be between +5 C and +30 C. Do not apply in hot, rainy and windy weather. Do not apply on surfaces with frost hazard. The product should be protected from rain, water, frost and adverse external factors during application and the first 24 hours after the application.




# **MINERAL BASED WATER INSULATION PRODUCTS**



- 25 - Prolastic Easy 200
- 26 - Prolastic 210
- 27 - Prolastic Plus 220
- 28 - Prolastic Mega 230
- 29 - Prolastic Mega Uv 240
- 30 - Prostop 250
- 31 - Prostop Speed 260


**NEW PRODUCT**  
**FAST EASY PRACTICAL**  
**Mix With Water Then**  
**Apply**

**PROLASTIC EASY 200**  
 CEMENT BASED SINGLE COMPONENT  
 FLEXIBLE WATER INSULATION PRODUCT




**Features:** It is elastic. Adherence is strong. Excellent adhesion to mineral based surfaces. Fast, easy, practical.

**Application Areas:** It is applied under the tiles on the mineral surfaces such as concrete, plaster, screed, on balconies and terraces, in wet areas such as bathrooms, toilets and kitchens. Used for waterproofing from passive side.

PACKING	3.00 kg		
	5.00 kg		
	10.00 kg		
CONSUMPTION	1-1,5 kg/m <sup>2</sup>	BARKOD	 8680746484382
SHELF LIFE : 1 Year.		COLOR : Gray	
STORAGE : +5°C / +25 °C		APPEARANCE : Powder	

**Product Description:** It is a single component, cement based, hydrophobic active component modified, fiber reinforced, flexible powder polymer emulsion containing, resistant to light traffic, gray colored flexible waterproofing mortar.



**Application Instructions:** The application surfaces should be moist and dry surfaces should be moistened before application. The surface must be cured and intact. It should be cleaned from residues such as oil, grease, dirt, paint and salt vomiting which will prevent adhesion. If there is a surface defect, it should be repaired with PROREPAIR THIN or PROREPAIR at least 24 hours in advance. It is recommended to apply PROGEN PR before application on highly porous surfaces. It prevents salt vomiting. Corners and joints must be turned with PROBAND waterproofing chamfering tape. The product in the bucket must be shaken upside down without opening the lid lock. 25% by mass of PROLASTIC EASY powder amount of water is taken into the container to be mixed. PROLASTIC EASY is slowly poured onto the prepared water and mixed with a low speed mixer until there are no lumps. Allow the mortar to mature for 3-5 minutes. Mix again before application. If a trowel is used, the amount of water can be reduced. Apply with brush, trowel or suitable spraying equipment. It should be applied as 2 -3 layers on the surface. The application of each layer should be caged in a direction perpendicular to the previous one. Wait at least 12 hours between coats. Total layer thickness should be 2-3 mm. It is recommended that the process be completed within a maximum of 2-3 hours in order to make the most of the product. Protective layer such as screed and ceramic should be applied on places with traffic load and in open areas. Expired mortar should be disposed of.

## PROLASTIC 210

CEMENT ACRYLIC BASED DOUBLE COMPONENT FLEXIBLE WATER INSULATION PRODUCT



Hand Mixer



Roller



Steel Trowel




Brush


**Features :** Semi-elastic, strong adherence.  
Excellent adhesion to mineral based surfaces.

**Application Areas:** It is applied under the tiles on the mineral surfaces such as concrete, plaster, screed, on balconies and terraces, in wet areas such as bathrooms, toilets and kitchens. Used for waterproofing from passive side, remaning structures above the soil.

**Product Description:** Two component, cement based, containing polymer emulsion and special chemicals, light pedestrian traffic resistant, gray colored elastic waterproofing mortar.

PACKING	A	B	TOTAL
		20.00 kg	5.00 kg
CONSUMPTION	3,5-4 kg/m <sup>2</sup>		 8680746483064
	SHELF LIFE : 1 Year.		
STORAGE : +5°C / +25 °C		APPEARANCE : A:Powder B:Liquid	

**Application Instructions:** The application surfaces should be moist and dry. Surfaces should be moistened before application. The surface must be cured and intact. It should be cleaned from residues such as oil, grease, dirt, paint and salt vomiting which will prevent adhesion. If there is a surface defect, it should be repaired with PROREPAIR THIN or PROREPAIR at least 24 hours in advance. It is recommended to apply PROGEN PR before application on highly porous surfaces. It prevents salt vomiting. Corners and joints must be turned with PROBAND waterproofing chamfering tape. Slowly pour 20 kg powder component into 5 lt liquid component and mix with low speed mixer until there is no lump. Do not add water. Allow the mortar to mature for 3-5 minutes. Mix again before application. Apply with brush, trowel or suitable spraying equipment. It should be applied as 2 -3 layers on the surface. The application of each layer should be caged in a direction perpendicular to the previous one. Wait at least 12 hours between coats. Total layer thickness should be 2-3 mm. It is recommended that the process be completed within a maximum of 2-3 hours in order to make the most of the product. Protective layer such as screed and ceramic should be applied on places with traffic load and in open areas. Expired mortar should be disposed of.






# PROLASTIC PLUS 220

CEMENT ACRYLIC BASED DOUBLE COMPONENT FULL ELASTIC WATER INSULATION PRODUCT



**Features :** It has high elasticity. Crack bridging feature is high. Adherence is strong. Excellent adhesion to mineral surfaces.

**Application Areas:** It is applied under the tiles on the mineral surfaces such as concrete, plaster, screed, on balconies and terraces, in wet areas such as bathrooms, toilets and kitchens. Used for waterproofing from passive side, remaining structures above the soil.

PACKING	<b>A</b>	<b>B</b>	<b>TOTAL</b>
	20.00 kg	10.00 kg	30.00 kg
CONSUMPTION	3-3,5 kg/m <sup>2</sup>		 8680746483071
	BARKOD		
SHELF LIFE : 1 Year.		COLOR : <b>A</b> : Gray <b>B</b> : White	
STORAGE : +5°C / +25 °C		APPEARENCE : <b>A</b> : Powder <b>B</b> : Liquid	

**Product Description:** Two component, cement based, containing polymer emulsion and special chemicals, light pedestrian traffic resistant, gray colored full elastic waterproofing mortar.



**Application Instructions:** The application surfaces should be moist and dry surfaces should be moistened before application. The surface must be cured and intact. It should be cleaned from residues such as oil, grease, dirt, paint and salt vomiting which will prevent adhesion. If there is a surface defect, it should be repaired with PROREPAIR THIN or PROREPAIR at least 24 hours in advance. It is recommended to apply PROGEN PR before application on highly porous surfaces. It prevents salt vomiting. Corners and joints must be turned with PROBAND waterproofing chamfering tape. Slowly pour 20 kg powder component into 10 kg. liquid component and mix with low speed mixer until there is no lump. Do not add water. Allow the mortar to mature for 3-5 minutes. Mix again before application. Apply with brush, trowel or suitable spraying equipment. It should be applied as 2 -3 layers on the surface. The application of each layer should be caged in a direction perpendicular to the previous one. Wait at least 12 hours between coats. Total layer thickness should be 2-3 mm. It is recommended that the process be completed within a maximum of 2-3 hours in order to make the most of the product. Protective layer such as screed and ceramic should be applied on places with traffic load and in open areas. Expired mortar should be disposed of.

## PROLASTIC MEGA 230

CEMENT ACRYLIC BASED DOUBLE COMPONENT SUPER ELASTIC WATER INSULATION PRODUCT



Brush



Hand Mixer



Roller




Steel Trowel




**Product Description:** Two component, cement based, containing polymer emulsion and special chemicals, light pedestrian traffic resistant, gray colored super elastic waterproofing mortar.

**Features:** It has high elasticity. Crack bridging feature is high. Adherence is strong. Excellent adhesion to mineral surfaces. Resistant to frost thaw cycle.

**Application Areas:** It is applied under the tiles on the mineral surfaces such as concrete, plaster, screed, on balconies and terraces, in wet areas such as bathrooms, toilets and kitchens. Used for waterproofing from passive side, remaining structures above the soil.

PACKING	A	B	TOTAL
	20.00 kg	10.00 kg	30.00 kg
CONSUMPTION	3-3,5 kg/m <sup>2</sup>		
		BARKOD	 8680746483088
SHELF LIFE	: 1 Year.		COLOR : <b>A</b> : Gray <b>B</b> : White
STORAGE	: +5°C / +25 °C		APPEARANCE : <b>A</b> : Powder <b>B</b> : Liquid

**Application Instructions:** The application surfaces should be moist and dry surfaces should be moistened before application. The surface must be cured and intact. It should be cleaned from residues such as oil, grease, dirt, paint and salt vomiting which will prevent adhesion. If there is a surface defect, it should be repaired with PROREPAIR THIN or PROREPAIR at least 24 hours in advance. It is recommended to apply PROGEN PR before application on highly porous surfaces. It prevents salt vomiting. Corners and joints must be turned with PROBAND waterproofing chamfering tape. Slowly pour 20 kg powder component into 10 kg. liquid component and mix with low speed mixer until there is no lump. Do not add water. Allow the mortar to mature for 3-5 minutes. Mix again before application. Apply with brush, trowel or suitable spraying equipment. It should be applied as 2 -3 layers on the surface. The application of each layer should be caged in a direction perpendicular to the previous one. Wait at least 12 hours between coats. Total layer thickness should be 2-3 mm. It is recommended that the process be completed within a maximum of 2-3 hours in order to make the most of the product. Protective layer such as screed and ceramic should be applied on places with traffic load and in open areas. Expired mortar should be disposed of.



# PROLASTIC MEGA UV 240

CEMENT ACRYLIC BASED DOUBLE COMPONENT UV RESISTANT SUPER ELASTIC WATER INSULATION PRODUCT





**Features:** It has high elasticity. It is highly resistant to the negative effects of UV light. Crack bridging feature is high. Adherence is strong. Excellent adhesion to mineral surfaces.

**Application Areas:** It is applied under the tiles on the mineral surfaces such as concrete, plaster, screed, on balconies and terraces, horizontal and vertical surfaces, Used for waterproofing from passive side, remaning structures above the soil.



**Product Description:** Two component, cement based, uv resistant containing polymer emulsion and special chemicals, light pedestrian traffic resistant, white colored super elastic waterproofing mortar.

PACKING	<b>A</b>	<b>B</b>	<b>TOTAL</b>
	20.00 kg	10.00 kg	30.00 kg
CONSUMPTION	3-3,5 kg/m <sup>2</sup>		BARKOD  8680746483095
	SHELF LIFE : 1 Year.		
STORAGE : +5°C / +25 °C		APPREANCE : <b>A</b> : Powder <b>B</b> : Liquid	



**Application Instructions:** The application surfaces should be moist and dry surfaces should be moistened before application. The surface must be cured and intact. It should be cleaned from residues such as oil, grease, dirt, paint and salt vomiting which will prevent adhesion. If there is a surface defect, it should be repaired with PROREPAIR THIN or PROREPAIR at least 24 hours in advance. It is recommended to apply PROGEN PR before application on highly porous surfaces. It prevents salt vomiting. Corners and joints must be turned with PROBAND waterproofing chamfering tape. Slowly pour 20 kg powder component into 10 kg. liquid component and mix with low speed mixer until there is no lump. Do not add water. Allow the mortar to mature for 3-5 minutes. Mix again before application. Apply with brush, trowel or suitable spraying equipment. It should be applied as 2 -3 layers on the surface. The application of each layer should be caged in a direction perpendicular to the previous one. Wait at least 12 hours between coats. Total layer thickness should be 2-3 mm. It is recommended that the process be completed within a maximum of 2-3 hours in order to make the most of the product. Protective layer such as screed and ceramic should be applied on places with traffic load and in open areas. Expired mortar should be disposed of.




# PROSTOP 250

CEMENT BASED FAST CURING WATERSTOP MORTAR



**Features:** Can be used as powder and mortar. Very fast curing without shrinkage.

**Product Description:** It is a cement based, fast curing, mineral filled, water impermeable, special chemical additive, one component water stopper mortar.

PACKING	5.00 kg		
	10.00 kg		
CONSUMPTION	Diversing		BARKOD
			 8680746483101
SHELF LIFE : 6 Months.		COLOR : Gray	
STORAGE : +5°C / +25 °C		APPREANCE : Powder	

**Application Areas:** It is used against water coming in pressure or leakage through holes or deep cracks in foundations, basements, retaining walls, elevator cavities, pools, water tanks and concrete pipes.

**Application Instructions:** Surface; must be cured, moist and intact. It should be cleaned from residues such as oil, grease, dirt, paint which will prevent adhesion. The solid surface must be reached. First, protective gloves are worn. PROSTOP Water Stop Mortar is prepared by mixing it with some drinking water and making it conical. The temperature of the water used affects the reaction rate. Therefore, it is recommended to prepare mortar with warm water, especially in winter. The conical mortar is pressed against the incoming cavity and placed in such a way that no cavity remains. Pressure is applied until you are sure that the water stops completely. It can be applied to the places where water leaks by sprinkling in powder form until the leak disappears.






**Stops Water  
In 5 Second.**

**PROSTOP SPEED 260**  
CEMENT BASED FAST CURING SHOCK WATER STOP POWDER



**Features:** Prevents active water leakages and leaks in 5-10 seconds and has water repellent properties. Hardens quickly. It expands against the flow direction of the water and cuts the flowing water. Provides water-repellent barrier. Prevents corrosion of iron reinforcement.

PACKING	1.00 kg	-	-
	5.00 kg		
CONSUMPTION	Diversing	BARKOD	 8680746483118
	SHELF LIFE : 6 Months.		
STORAGE : +5°C / +25 °C	APPREANCE : Powder		

**Product Description:** Cement based, fast curing, mineral-filled, waterrepellent, single component water stopper powder with special chemical additive.



**Application Areas:** It is used for fast cutting of pressurized water, stopping active water leaks, repairing holes in foundations, elevator spaces and concrete pipes.



**Application Instructions:** Surface; must be cured, moist and intact. It should be cleaned from residues such as oil, grease, dirt, paint which will prevent adhesion. In order to reduce the water pressure, the gap where active water leakage should be opened up to a maximum depth of 3 cm until solid ground. Wear protective gloves before application. BARS PROSTOP SPEED ShockWater Stop Powder is used directly in powder form. Powder is picked up on the palm, hardened on the palm with both hands. In one stroke, it is pressed against the source of the water leak. Pressing is continued until the water flow stops. After the water is cut and set, it is left and the surface is roughened with a brush. Surface should be waterproofed with BARS Mineral Based Water Insulation Systems. Unpacked product should be used within 1 week. Otherwise, yield cannot be obtained. Expired mortar should be disposed of.




# **RESIN BASED WATER INSULATION PRODUCTS**



- 33 - Proaqua Uv 310
- 34 - Prosuper 300
- 35 - Procool Roof 320
- 36 - Proaqua 301
- 37 - Propool 354
- 38 - Propool Pr 340
- 39 - Propool Trans Pr 325
- 40 - Propool 1k 350
- 41 - Propool Pr Wt 345
- 43 - Proliquid 390
- 42 - Propool 1k Uv 355
- 44 - Propolbitüm 360
- 45 - Propol 2k 365
- 46 - Propol Trans 1k 370
- 47 - Prohibrit 380
- 48 - Prohibrit Trans 385


# PROAQUA UV 310

ACRYLIC RESIN BASED ELASTOMERIC UV RESISTANT WATERPROOFING PRODUCT



**Features:** Due to its elastic structure, it is resistant to temperature differences. Easy to apply. Provides seamless appearance. It has strong penetration. It has crack bridging capability. Prevents overheating in summer with reflective feature. It is resistant to the negative effects of sunlight

**Application Areas:** It is used on slopes, roofs and terraces with concrete, plaster, screed, cement plate that uv resistance is demanded..

PACKING	1.00 kg	-	BARKOD	 8680746483132	<b>TOTAL</b>
	5.00 kg				1.00 kg
	20.00 kg				5.00 kg 20.00 kg
CONSUMPTION	1-1,5 kg/m <sup>2</sup>				
SHELF LIFE : 1 Year.		COLOR : White			
STORAGE : +5°C / +25 °C		APPEARANCE : Liquid			

**Product Description:** Elastomeric resin based, one-component, uv resistant, smear-based, ready-touse, super-elastic waterproofing material.



**Application Instructions:** Surface should be cured, dry and firm. Remove oil, grease, dirt, paint and salt vapors which prevent adhesion. Surface should be repaired with PROREPAIR THIN or PROREPAIR and in areas where there is sea water, sewage that causes high-sulphate exposition, to be done with the PROREPAIR PLUS at least 24 h before application. The surface of application should be flat and bowless.

It is diluted with 1/1 clean water for primer coat. Applied without diluting to other 2 layers. Do not apply in rainy, humid weather. Make sure the surface is dry and begin application. PROAQUA is diluted to 1/1 ratio for the primer coat. Otherwise, swelling and adherence weakness will occur. Surface primed in one coat. It is recommended to apply PROBAND splay tape for waterproofing at corner joints. First of all, the application should be done without thinning with a thin brush. After the 24 hours after the priming process, it is applied to the 1st floor horizontal / 2nd floor vertical without diluting with brush or roller. If necessary, the 3rd floor can be applied. The total thickness should be 1-2 mm. Wait 24 hours between coats.

- Performance** ; (23°C , %50 Relative Humid )
- Elongation at break** ; (28 days) ≥ %1000
- Maximum Streching** ; (28 days) ≥ 1N/mm<sup>2</sup>
- Adeherance (Beton)** ; (28 days) ≥ 1N/mm<sup>2</sup>



You can use safely in ALL TYPE OF ROOFS

# PROSUPER POLYMER 300

NEW GENERATION MULTI PURPOSE READY TO USE WATER INSULATION PRODUCT



Hand Mixer



Roller




Brush



**Product Description:** It is a water-based, acrylic emulsion based, strong adherence, uv resistant, waterproof product that can be used safely, preferably white or colored, formulated with new generation, advanced technology chemicals.

**Features:** It is water based. Odorless. Thanks to its UV cross-linked chemistry, it has very effective dirt holding resistance. Used on all roofing materials. (Trapezoid, metal, shingle, concrete, bitumen) Reduces the need for continuous painting and insulation of roofs. It prevents water leakages on the facades with its waterproof structure and prevents the formation of moisture and humid on the interior facade with its breathing ability.

PACKING	3.00 kg	-	-	-
	5.00 kg	-	-	-
	18.00 kg	-	-	-
CONSUMPTION	1-1,5 kg/m <sup>2</sup>		BARKOD	 8680746484399
SHELF LIFE : 1 Year.		COLOR : White / Colored		
STORAGE : +5°C / +25 °C		APPREANCE : Liquid		

**Application Areas:** Terrace roof, trapezoidal sheet, corrugated or corrugated roofing sheets, metal, plastered surfaces on shingle, asbestos panels, bituminous coating, tar surface and so on. It can be used safely on all roof insulation on a wide range of materials.


**Application Instructions:** The surface must be cured, dry and intact. It should be cleaned from residues such as oil, grease, dirt, paint and salt vomiting which will prevent adhesion. The surface must be dry and clean. Surface should be repaired with PROREPAIR THIN or PROREPAIR and in areas where there is sea water, sewage that causes high-sulphate exposition, to be done with the PROREPAIR PLUS at least 24 h before application. The surface of application should be flat and bowless. Curvatures that may cause ponding should be corrected. All cracks, joints, skirts and damaged leaks must be repaired. It is very easy and economical to repair any damage that occurs during use. Ready to use. PROSUPER POLYMER is diluted with water in a ratio of 1: 1 and applied to the surface as a primer. It is applied to vertical joints and direct risk areas without dilution with a brush. It is recommended to apply PROBAND chamfer tape for waterproofing at corner joints. First of all, chamfer tape should be applied to the places where it is drawn without thinning with thin brush. After 24 hours of waiting time, the first coat is applied to the surface by roller without dilution. After 24 hours, the second layer cage method is applied perpendicular to the previous direction. It should not be diluted. 3 layers (primer + 2 coats) should be applied to the surface with the help of brush, roller & spray. Total thickness is minimum 1-1,5 mm for full yield. Each coat should be applied perpendicular to each other.






**PROCOOL ROOF 320**

REFLECTING & COOLING FEATURED CERAMIC REINFORCED WHITE LIQUID WATER & THERMAL INSULATION PRODUCT FOR ROOFS



Hand Mixer



Roller




Brush

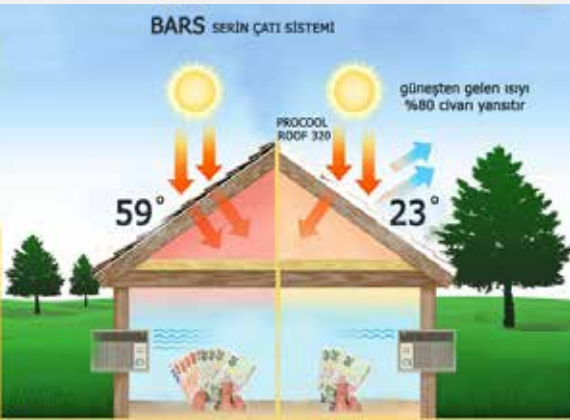


**Features:** It has high covering power. Adherence is high. It is Matt. It is flexible. Easy to apply. Water based, odorless. Environment friendly. Low Heat Conductivity value minimizes heating cooling costs. Provides thermal insulation.

**Application Areas:** Terrace roof, trapezoidal sheet, corrugated grooved roofing sheets Plastered surface, asbestos panel, bituminous coating, tarred surface etc. on a wide variety of materials It can be used safely in all roof insulation.

PACKING	3.00 kg	-	
	5.00 kg		
CONSUMPTION	1-1,5 kg/m <sup>2</sup>	BARKOD	 8680746483149
SHELF LIFE	: 1 Year.	COLOR	: Matte/White
STORAGE	: +5°C / +25 °C	APPEARANCE	: Liquid

**Product Description:** It is a thermal & water insulation product that is water-based, acrylic emulsion-based, environmentalist formulation developed as a result of long R & D activities, and has high performance, can be used safely with specially developed formulation for water and thermal insulation on roofs.




**Application Instructions:** Surface should be cured, dry and firm. Remove oil, grease, dirt, paint and salt vapors which prevent adhesion. Surface should be repaired with PROREPAIR THIN or PROREPAIR and in areas where there is sea water, sewage that causes high-sulphate exposition, to be done with the PROREPAIR PLUS at least 24 h before application. The surface of application should be flat and bowless. All cracks, joints, skirts and damaged infiltration areas must be repaired. Apply 1:1 dilution for primer coat. The other two layers are applied directly without dilution. Repair of damage during use is very easy and economical. Ready to use. PROCOOL ROOF is diluted with water in a ratio of 1:1 and applied to the surface as a primer. It is applied to vertical joints and direct risk areas without brushing. It is recommended to apply PROBAND splay tape for waterproofing at corner joints. First of all, the application should be done without thinning with a thin brush. After the waiting period of 24 hours, the first layer is applied to the surface without being diluted. After 24 h, the second layer is applied vertically opposite the previous direction by caging. It should not be diluted. Apply 3 coats (primer + 2 coats) to the surface with brush, roller & spray. The total thickness is at least 1-1,5 mm for full yield. Each coat should be applied perpendicular to each other.

It should not be applied in very windy, rainy weather which is exposed to sunlight at very high temperature. Do not apply on surfaces with frost hazard. Application area should not be exposed to overload traffic. Application should be between +5 C and +30 C. Do not apply at temperatures below 5 °C. The product must be protected from rain, water, frost and adverse external influences until curing (28 days).

## PROAQUA 301

ACRYLIC RESIN BASED ELASTOMERIC WATERPROOFING PRODUCT



Hand Mixer




Roller



**Product Description:** Elastomeric resin based, one-component, smear-based, ready-to-use, super-elastic waterproofing material.

**Features:** Due to its elastic structure, it is resistant to temperature differences. Easy to apply. Provides seamless appearance. It has strong penetration. It has crack bridging capability.

**Application Areas:** Concrete, plaster, cement plate covered sloping roofs and terraces. It is used in ceramic, waterproofing applications in areas such as bathroom, kitchen, toilet, shower cabin.

PACKING	1.00 kg	-	-
	5.00 kg		
CONSUMPTION	20.00 kg	BARKOD	 8680746483125
	1-1,5 kg/m <sup>2</sup>		
SHELF LIFE : 1 Year.		COLOR : White	
STORAGE : +5°C / +25 °C		APPEARANCE : Liquid	

**Application Instructions:** Surface should be cured, dry and firm. Remove oil, grease, dirt, paint and salt vapors which prevent adhesion. Surface should be repaired with PROREPAIR THIN or PROREPAIR and in areas where there is sea water, sewage that causes high sulphate exposition, to be done with the PROREPAIR PLUS at least 24 h before application. Bevels that may cause ponding. should be corrected. It is diluted with 1/1 clean water for primer coat.


Applied without diluting to other 2 layers.

Do not apply in rainy, humid weather. Make sure the surface is dry and begin application. PROAQUA is diluted to 1/1 ratio for the primer coat. Otherwise, swelling and adherence weakness will occur. Surface primed in one coat. It is recommended to apply PROBAND splay tape for waterproofing at corner joints. First of all, the application should be done without thinning with a thin brush. After the 24 hours after the priming process, it is applied to the 1st floor horizontal / 2nd floor vertical without diluting with brush or roller. If necessary, the 3rd floor can be applied. The total thickness should be 1-2 mm. Wait 24 hours between coats. If desired, after drying of the last layer, ceramic application can be done.



# PROPOOL 354

POLYURETHANE BASED DOUBLE COMPONENT POOL PAINT




Hand Mixer



Roller



**Features:** Not affected by water and water pressure. When applied, it forms a one-piece layer that does not allow the formation of joints or the possibility of leakage. It is used safely in swimming pools and ornamental pools. Not affected by pool chemicals. Not affected by UV rays. Resistant to chlorine.

PACKING	<b>A</b>	<b>B</b>	<b>TOTAL</b>
	4.00 kg	0.5 kg	4.50 kg
CONSUMPTION	1-1,5 kg/m <sup>2</sup>		BARKOD  8680746484368
SHELF LIFE : 1 Year.	COLOR : Blue		
STORAGE : +5°C / +25 °C	APPEARANCE : Liquid		

**Product Description:** PROPOOL 354 is a double-component, polyurethane resin-based, blue colored pool paint.



**Application Areas:** It is used in pools, water tanks, water storages, water pools, ponds, dams, water channels, treatment and balance tanks, concrete, plaster and grout.



**Application Instructions:** The surface must be cured, dry and intact. It should be cleaned from residues such as oil, dirt, grease, paint and salt smear which will prevent sticking. If there are cracks on the surface, it should be repaired with PROREPAIR PLUS, PROMORTAR EPO or PROEPO ANKRAGE 24 hours in advance. Curvatures that cause ponding should be corrected. The application surface must be flat and free of inclines. Do not add or dilute any amount. The surface should be primed with PROPOL PR, PROPOL PR WT or suitable primer beforehand. It should be applied to the prepared surface with a brush, roller or a suitable sprayer. Components A and B are mixed with a low speed mixer. Two layers should be applied on the primed surface until the entire surface is covered. After applying the first layer, the second layer should be applied within a minimum of 8 hours and max 24 hours. Waiting between layers should not exceed 48 hours. Tools used after application should be cleaned within 2 hours.





# PROPOL PR 340

POLYURETHANE BASED ONE COMPONENT PRIMER



Airless Spray



Trowel



Hand Mixer




Brush



**Product Description:** It is a transparent, one component, polyurethane based primer product.

**Features:** Perfectly adheres to any surface. Easy to apply. Provides excellent adherence with absorbent surfaces. It dries in a short time. The surface is covered perfectly homogeneous. Quickly applied. After 4 hours, PROPOL 1K, PROPOL 1K UV, PROPOLBITUM can be applied. It can be used as a primer for all polyurethane products.

PACKING	4.00 kg	-	-	TOTAL
	20.00 kg			
CONSUMPTION	0,1-0,3 kg/m <sup>2</sup>		BARKOD	 8680746483163
SHELF LIFE :	: 1 Year.			
STROGA :	+5°C / +25 °C		APPREANCE :	Liquid

**Application Areas:** Concrete, plaster, gyps, wooden, and any absorbent surface can also be used as a polyurethane primer.

**Application Instructions:** The surface should be cured, dry and sound. Remove oil, grease, dirt, paint and salt vapors that would prevent adhesion. If the surface is cracked or broken, it should be repaired at least 24h beforehand with PROREPAIR PLUS, PROMORTAR EPO or PROEPO ANCHOR. Corrections should be corrected that may cause ponding. The application surface should be smooth, bowless. Ready to use. Do not add or dilute any substances. Mix the product with a medium speed mixer at 400-600 rpm until a homogeneous mixture is obtained. Apply the prepared surface with a brush, trowel or spray. On large surfaces, airless spray is recommended. Polyurethane waterproofing coating should be applied after 2 - 4 hours according to the ambient conditions. The moisture content should not exceed 5%.






**PROPOL TRANS PR 325**POLYURETHANE BASED  
NON-ABSORBER BRIGHT SURFACE PRIMER

Roller



Spatula



Hand Mixer




Brush



**Product Description:** One component primer used before polyurethane application on surfaces such as ceramic, glass, glass, brick, metal etc.

**Features:** Easy to apply. Does not require thinning. Ready to use. Ceramic, glass, glass bricks, granite etc. Applied to surfaces.

PACKING	<b>A</b>		
	1.00 kg	-	-
CONSUMPTION	0,05-0,08 Lt/m <sup>2</sup>	BARKOD	
			8680746483156
SHELF LIFE : 1 Year.		COLOR : Transparent	
STORAGE: +5°C / +25 °C		APPEARANCE : Liquid	



**Application Areas:** Terrace and Balconies, Ceramic surfaces, Glass surfaces, Glazed tile, Granite, Natural stones and concretes

**Application Instructions:** Surface should be cured, dry and firm. Remove oil, grease, dirt, paint and salt vapors which prevent adhesion. Surface should be repaired with PROREPAIR THIN or PROREPAIR and in areas where there is sea water, sewage that causes high-sulphate exposition, to be done with the PROREPAIR PLUS at least 24 h before application. The surface of application should be flat and bowless. Ready to use. Do not add or dilute any substances. The product should be mixed by hand or with a low speed mixer at a speed of 400-600 rpm until a homogeneous mixture is obtained. PROPOL TRANS PR should be applied with a clean cloth. It should be applied by pressing on the floor and in circular motions. PROPOL PR should be applied after 10-15 minutes and no dust should be allowed on the surface.




# PROPOL 1K 350

POLYURETHANE BASED SINGLE COMPONENT WATER INSULATION PRODUCT



Trowel



Hand Mixer




Roller



Airless Spray


**Product Description:** It is a single component, polyurethane based, water resistant and waterproofing product. Creates an elastic and durable film cured with moisture in the air.

**Features:** Low cost. Easy to apply (with brush, roller or airless spray). When applied, it forms a one-piece waterproofing layer, it does not allow joint formation or leakage. Because it is a pure polyurethane, it can be in constant contact with water.

PACKING	A		
	25.00 kg		
CONSUMPTION	One layer : 0,6-0,75 kg/m <sup>2</sup>	BARKOD	 8680746483187
	2 layer : 1,2-1,5 kg/m <sup>2</sup>		
SHELF LIFE : 1 Year.		COLOR : White/Gray	
STORAGE : +5°C / +25 °C		APPEARANCE : Liquid	

**Application Areas:** Concrete surfaces, Gypsum and cement panels, Internal and external application areas, Terraces, Covered roofs, Wet areas, Bathrooms, Covered areas, On asphalt waterproofing layers can also be used.

**Application Instructions:** The surface should be cured, dry and sound. Remove oil, grease, dirt, paint and salt vapors that would prevent adhesion. If the surface is cracked or broken, it should be repaired at least 24h beforehand with PROREPAIR PLUS, PROMORTAR EPO or PROEPO ANCHOR. Corrections should be corrected that may cause ponding. The application surface should be smooth, bowless. Ready to use. Do not add or dilute any substances. Surface should be primed with PROPOL PR, PROPOL PR WT or suitable primer. Apply the prepared surface with a brush, trowel or spray. By pouring on the primed surface or by dipping into bucket, min. should be applied in two layers. After applying the first layer min. 12 hours, max. 24 hours, second layer should be applied. Waiting times between layers should not exceed 48 hours. After application, the tools should be cleaned with in 2 hours.




# PROPOL PR WT 345

POLYURETHANE BASED DOUBLE COMPONENT HUMIDITY TOLERANT PRIMER



**Features:** Used on slightly damp surfaces. Perfectly adheres to any surface. Easy to apply. Provides excellent adherence with absorbent surfaces. It dries in a short time. Covers the surface perfectly homogeneous. Quickly applied..

PACKING	<b>A</b>	<b>B</b>	<b>TOTAL</b>
	13,50.kg	4,50.kg	18.00 kg
CONSUMPTION	0,1-0,3 kg/m <sup>2</sup>		BARKOD  8680746483170
	SHELF LIFE : 1 Year		
STORAGE : +5°C / +25 °C		APPREANCE : Liquid	



**Product Description:** Polyurethane based humid tolerant, twocomponent primer product.



**Applicaiton Areas:** Concrete, plaster, gyps, wooden, and any absorbent surface can also be used as a polyurethane primer.

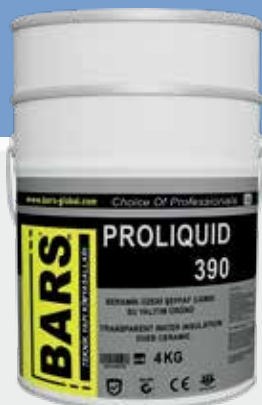


**Application Instructions:** The surface should be cured, dry and sound. Remove oil, grease, dirt, paint and salt vapors that would prevent adhesion. If the surface is cracked or broken, it should be repaired at least 24h beforehand with PROREPAIR PLUS, PROMORTAR EPO or PROEPO ANCHOR. Corrections should be corrected that may cause ponding. The application surface should be smooth, bowless. Component A and B are mixed with low speed mixer. Do not add or dilute any substances. Mix the product with a medium speed mixer at 400-600 rpm until a homogeneous mixture is obtained. Apply the prepared surface with a brush, trowel or spray. On large surfaces, airless spray is recommended. According to the ambient conditions, polyurethane waterproofing coating should be applied after 8-24 hours.



# PROLIQUID 390

TRANSPARENT GLASSY WATER INSULATION PRODUCT OVER CERAMIC



Hand Mixer




Roller



Brush


**Features:** It is not affected by UV and external weather conditions. Over time, it does not yellow, fade, or stand up. Especially, it is easily applied without damaging the existing coating in the solution of insulation problems arising on the floors such as balcony, terrace, bathroom, pool. Solvent based, two components.

**Product Description:** Excellent adhesion on surfaces like glass, mosaic, tiles, porcelain, ceramic, marble, granite, natural stone, wood, concrete, stalk, galvanized sheet, aluminum, etc. High resistance to atmospheric conditions, can be produced in transparent or transparent color. As well as excellent water resistance, It is a double component product used for waterproofing in decorative purposes with high chemical and physical resistance.

PACKING	A	B	TOTAL
		3.5 kg	0.5 kg
CONSUMPTION	Single layer 0,15-0,20 kg/m <sup>2</sup>		 8680746483255
	BARKOD		
<b>SHELF LIFE :</b> 2 Year.		<b>COLOR :</b> Colored Transparent	
<b>STORAGE :</b> +5°C / +25 °C		<b>APPERANCE :</b> Liquid/Transparent	

**Application Areas:** Surfaces such as glass, glass bricks, mosaic, tile mosaic, tiles, marble, granite, natural stone, porcelain, pressed bricks, wooden surfaces, balconies, terraces, bathrooms, kitchens, stone-coated facades, ceramic, glass mosaic-coated ornamental pools and it is used to prevent dusting on absorbent surfaces.

**Application Instructions:** For good adhesion, surface cleaning should be done very well. All kinds of oil, dust, dirt, rust and similar substances that may prevent the liquid glass from sticking to the surface should be completely cleaned between the liquid glass and the floor on the surfaces to be applied. On old painted surfaces where liquid glass will be applied, if the paint is defective and swollen, it should be scraped completely. The sanded surface provides better mechanical properties for the application of liquid glass and helps the liquid glass adhere better to the surface. The two components must be thoroughly mixed in the proportions and weight before application. The two components can react only when the mixture is uniform and complete. The waiting time between layers should be 24-48 hours / 20 °C. For best performance, 2 and 3 layers should be applied. For optimum quality, please stick to the application instructions. The relative humidity of the air should not exceed 50%, the ambient temperature should be 15-30 °C and the temperature of the surface to be applied should be at least 5 °C. It should not be applied outdoors in rainy weather. Do not apply in hot, rainy and windy weather. During the application and the first 24 hours after the application, it should be protected from rain, water, frost and negative external factors.





**PROPOL 1K UV 355**


POLYURETHANE BASED UV RESISTANT SINGLE COMPONENT WATERPROOFING PRODUCT



Roller



Brush



Hand Mixer




Airless Spray



**Product Description:** It is a single component, uv resistant, polyurethane based, water resistant and waterproofing product. Creates an elastic and durable film cured with moisture in the air.

**Features:** UV Resistant, easy to apply (with brush, roller or airless spray). When applied, it forms a one-piece waterproofing layer, it does not allow joint formation or leakage.

PACKING	<b>A</b>		
	5.00 kg		
	25.00 kg		
CONSUMPTION	Single layer : 0,6 kg/m <sup>2</sup>	BARKOD	
	2 layers : 1,2 - 1,5 kg/m <sup>2</sup>		
SHELF LIFE :	1 Year.	COLOR	: White
STORAGE :	+5°C / +25 °C	APPERANCE :	Liquid




**Application Areas:** Parking lots, Irrigation channels, concrete surfaces, gypsum and cement panels, internal and external application areas, terraces, roofs left open, wet areas, bathrooms, covered areas, can be used in asphalt waterproofing layers.

**Application Instructions:** The surface should be cured, dry and sound. Remove oil, grease, dirt, paint and salt vapors that would prevent adhesion. If the surface is cracked or broken, it should be repaired at least 24h beforehand with PROREPAIR PLUS, PROMORTAR EPO or PROEPO ANCHOR. Corrections should be corrected that may cause ponding. The application surface should be smooth, bowless.

Ready to use. Do not add or dilute any substances. Surface should be primed with PROPOL PR, PROPOL PR WT or suitable primer. Apply the prepared surface with a brush, trowel or spray. By pouring on the primed surface or by dipping into bucket, min. should be applied in two layers. After applying the first layer min. 12 hours, max. 24 hours, second layer should be applied. Waiting times between layers should not exceed 48 hours. After application, the tools should be cleaned within 2 hours.

# PROPOLBITUM 360

BITUMEN-POLYURETHANE BASED DOUBLE COMPONENT WATERPROOFING PRODUCT



Hand Mixer



Trowel




Roller



Brush

**Features:** Easy to apply (with brush, roller or airless spray). When applied, it forms a one-piece waterproofing layer, which does not require joint formation or leakage. Flexibility is quite high. Fast curing. Excellent mechanical properties, elongation, tensile, tear and abrasion resistance is high. It is resistant to stagnant water and frost. The heat resistance performance over a wide temperature range is between -40 °C and + 90 °C.

**Product Description:** It is a two component, polyurethane based and fast curing, elastic, cold applied liquid membrane containing bitumen. It forms a film with high elasticity by adhering perfectly to almost any surface it is applied to. It cures chemically to form an elastic and durable film.

	A	B	TOTAL
PACKING	7.50 kg	7.50 kg	15.00 kg
	20.00 kg	20.00 kg	40.00 kg
CONSUMPTION	Single layer 0,79-1,00 kg/m <sup>2</sup>		 8680746483200
	2 layers 1,5-2,00 kg/m <sup>2</sup>		
SHELF LIFE : 1 Year.		COLOR : Black	
STORAGE : +5°C / +25 °C		APPEARANCE : Liquid	


**Application Areas:** Water tanks (excluding drinking water tanks), floors, foundations, bridge platforms, open-close tunnels, It is applied under the tiles in bathrooms, terraces and roofs. Concrete structures, retaining walls, gypsum and cement panels, EPDM membranes, asphalt membranes, green roofs and plant beds, light roofs (made of metal or fibrous cement), parking Lots.

**Application Instructions:** The surface should be cured, dry and sound. Remove oil, grease, dirt, paint and salt vapors that would prevent adhesion. If the surface is cracked or broken, it should be repaired at least 24h beforehand with PROREPAIR PLUS, PROMORTAR EPO or PROEPO ANCHOR. Corrections should be corrected that may cause ponding. The application surface should be smooth, bowless. A component and component B must be mixed with a medium speed mixer at 400-600 rpm until a homogeneous mixture is obtained. Do not add or dilute any substances. Surface should be primed with PROPOL PR, PROPOL PR WT or suitable primer. By Brush, trowel, spatula should be applied to prepared surface. Prepared mixture should be consumed in 30 min. The mixture starting to gel must not be used. By pouring on the primed surface or by dipping into bucket, min. should be applied in two layers. After applying the first layer, in min. 12, max. 24 hours, second layer should be applied. Waiting times between layers should not exceed 48 hours. After application, the tools should be cleaned within 2 hours.




# PROPOL 2K 365

POLYURETHANE BASED DOUBLE COMPONENT WATERPROOFING PRODUCT SUITABLE FOR DRINKING WATER TANKS



**Features:** Suitable for drinking water tank insulation. Solvent-Free. When applied, it forms a one-piece waterproofing layer, which does not allow joint formation or leakage. Because it is a pure polyurethane, it can be in constant contact with water. The heat resistance performance over a wide temperature range is between -40 °C and + 90 °C.

PACKING	A	B	TOTAL
	24.00 kg 6.00 kg	4.00 kg 1.00 kg	28.00 kg 7.00 kg
CONSUMPTION	One layer 0,5-0,75 kg/m <sup>2</sup> 2 layers 1,0-1,5 kg/m <sup>2</sup>		 BARKOD : 8680746483217
SHELF LIFE :	1 Year.		
STORAGE :	+5°C / +25 °C		APPEREANCE : Liquid

**Product Description:** Polyurethane based solvent-free, two-component waterproofing and protection membrane designed for drinking water storage.



**Applicaiton Areas:** Drinking water tanks, drinking water distribution channels, irrigation channels, concrete surfaces, gypsum and cement panels, it can be used in internal and external application areas.




**Applicaiton Instructions:** The surface should be cured, dry and sound. Remove oil, grease, dirt, paint and salt vapors that would prevent adhesion. If the surface is cracked or broken, it should be repaired at least 24h beforehand with PROREPAIR PLUS, PROMORTAR EPO or PROEPO ANCHOR. Corrections should be corrected that may cause ponding. The application surface should be smooth, bowless. A component and component B must be mixed with a medium speed mixer at 400-600 rpm until a homogeneous mixture is obtained. Do not add or dilute any substances. Surface should be primed with PROPOL PR, PROPOL PR WT or suitable primer. By Brush, trowel, spatula should be applied to prepared surface. Prepared mixture should be consumed in 30 min. The mixture starting to gel must not be used. By pouring on the primed surface or by dipping into bucket, min. should be applied in two layers. After applying the first layer, in min. 12, max. 24 hours, second layer should be applied. For floor applications, it can be applied as single layer with 1.40 Kg / m<sup>2</sup>. Waiting times between floors should not exceed 48 hours. After application, the tools should be cleaned within 2 hours.



# PROPOL TRANS 1K 370


POLYURETHANE BASED SINGLE COMPONENT  
TRANSPARENT ALIFATIC WATERPROOFING PRODUCT



Hand Mixer



Steel Trowel



Roller




Brush



**Product Description:** It is a transparent, aliphatic polyurethane based, single component, waterproofing and protection liquid membrane.

**Features:** It has extremely high mechanical strength. It is UV resistant. When applied, it forms a one-piece waterproofing layer, which does not require joint formation or leakage. Easy to apply. It maintains its transparency even after many years. Because it is a pure polyurethane, it can be in constant contact with water. The heat resistance performance over a wide temperature range is between -40 °C and + 80 °C.

CONSUMPTION	PACKING	4.00 kg		
		20.00 kg		
		One layer 0,5-0,75 kg/m <sup>2</sup> 2 layers 1,0-1,5 kg/m <sup>2</sup>	BARKOD	 8680746483224
SHELF LIFE :		1 Year.		COLOR : Transparent
STORAGE :		+5°C / +25 °C		APPEREANCE : Liquid

**Application Areas:** Terrace and balconies, ceramic surfaces, glass surfaces, natural stone and concrete.




**Application Instructions:** The surface should be cured, dry and sound. Remove oil, grease, dirt, paint and salt vapors that would prevent adhesion. If the surface is cracked or broken, it should be repaired at least 24h beforehand with PROREPAIR PLUS, PROMORTAR EPO or PROEPO ANCHOR. Corrections should be corrected that may cause ponding. The application surface should be smooth, bowless.

Ready to use. Do not add or dilute any substances. Surface should be primed with PROPOL PR, PROPOL PR WT or suitable primer. Apply the prepared surface with a brush, trowel or spray. By pouring on the primed surface or by dipping into bucket, min. should be applied in two layers. After applying the first layer min. 12 hours, max. 24 hours, second layer should be applied. Waiting times between layers should not exceed 48 hours. After application, the tools should be cleaned within 2 hours.






**PROHIBRIT 380****HYBRID POLYMER BASED WATER INSULATION PRODUCT**

Roller




Brush



Hand Mixer



**Features:** Ready to use. It provides the possibility of waterproofing without damaging the existing coating and without changing the appearance of the undercoat. It is resistant to wear which may occur due to light pedestrian traffic in areas such as terrace, balcony. It even adheres perfectly to damp surfaces without primer and provides high adherence. UV resistant, does not crack and flow. It can be easily used outdoors.

PACKING	<b>A</b>		
	1.00 kg	-	-
	5.00 kg		
CONSUMPTION	One layer 0,35-0,50 kg/m <sup>2</sup>	BARKOD	 8680746483231
SHELF LIFE	: 1 Year.	COLOR	: White / Grey
STORAGE	: +5°C / +25 °C	APPEREANCE	: Liquid



**Product Description :** Hybrid polymer based, isocyanate and solvent-free, silane-reinforced, uv absorber and antioxidant, ready to use white waterproofing product.




**Application Areas:** For cracks on up to 2 mm on reinforced concrete surfaces, plasters and screeds, on mosaic, tile mosaic, glass, glass bricks, metals such as iron, steel, aluminum, in wet areas such as bathrooms, kitchens, pools and cisterns, It is used as protective coating and waterproofing material on parquet, wooden door and window frames.

**Application Instructions:** The surface should be cured, dry and sound. Remove oil, grease, dirt, paint and salt vapors that would prevent adhesion. If the surface is cracked or broken, it should be repaired at least 24h beforehand with PROREPAIR PLUS, PROMORTAR EPO or PROEPO ANCHOR. Corrections should be corrected that may cause ponding. The application surface should be smooth, bowless. Ready to use. Do not add or dilute any substances. Shake before use. From special aluminum packaging, it is cut from the upper corner by giving triangular and poured directly to the surface. Apply by brush or roller. At least two layers are applied perpendicular to the surface. After the first layer application, it is necessary to wait between 6 - 18 hours. If a proper finish is desired at the boundaries of the application area, the designated area can be surrounded by masking tape. The masking tape should be removed after a maximum of 5 minutes after application. The application area should be open to use after 24 - 48 hours, the final curing takes place after 7 days.



# PROHIBIT TRANS 385

HYBRID POLYMER BASED UV RESISTANT  
TRANSPARENT WATER PROOFING PRODUCT



Hand Mixer



Roller




Brush



**Product Description:** Hybrid polymer based, isocyanate and solvent free, silane reinforced, uv absorber and antioxidant, ready to use transparent waterproofing product.

**Features:** It is a transparent water insulation for balconies and terraces over ceramic and marbles. Ready to use. It provides the possibility of waterproofing without damaging the existing coating and without changing the appearance of the undercoat. It is resistant to wear which may occur due to light pedestrian traffic in areas such as terrace, balcony. It even adheres perfectly to damp surfaces without primer and provides high adherence. UV resistant, does not crack and flow. It can be easily used outdoors.

PACKING	1.00 kg		
	5.00 kg		
CONSUMPTION	One layer 0,3 kg/m <sup>2</sup> 2 layer 0,7 kg/m <sup>2</sup> 3 layer 1 kg/m <sup>2</sup>	BARKOD	 8680746483248
SHELF LIFE:	1 Year.	COLOR	: Transparent
STORAGE:	+5°C / +25 °C	APPEREANCE:	Liquid

**Application Areas:** For cracks on up to 2 mm on reinforced concrete surfaces, plasters and screeds, on mosaic, tile mosaic, glass, glass bricks, metals such as iron, steel, aluminum, in wet areas such as bathrooms, kitchens, pools and cisterns, It is used as protective coating and waterproofing material on parquet, wooden door and window frames.

**Application Instructions:** The surface should be cured, dry and sound. Remove oil, grease, dirt, paint and salt vapors that would prevent adhesion. If the surface is cracked or broken, it should be repaired at least 24h beforehand with PROREPAIR PLUS, PROMORTAR EPO or PROEPO ANCHOR. Corrections should be corrected that may cause ponding. The application surface should be smooth, bowless.

Ready to use. Do not add or dilute any substances. Shake before use. From special aluminum packaging, it is cut from the upper corner by giving triangular and poured directly to the surface. Apply by brush or roller. At least two layers are applied perpendicular to the surface. After the first layer application, it is necessary to wait between 6 - 18 hours. If a proper finish is desired at the boundaries of the application area, the designated area can be surrounded by masking tape. The masking tape should be removed after a maximum of 5 minutes after application. The application area should be open to use after 24 - 48 hours, the final curing takes place after 7 days.



# **MOLD AND MOISTURE INSULATION PRODUCTS**




- 50 - Procrysta 201
- 51 - Procrysta 2k 202
- 52 - Procrysta Sol 852
- 53 - Procap Plaster 851
- 54 - Promicro 853
- 55 - Promicro Cream 854
- 56 - Promold Sol 810
- 57 - Promold 805




# PROCRYSTA 201

CEMENT BASED CRYSTALLIZED WATER INSULATION PRODUCT



**Product Description:** Cement based, polymer emulsion reinforced, single component crystalline waterproofing mortar containing active chemicals with crystallizing effect.



Hand Mixer




Roller




Brush

**Features:** Suitable for use in drinking water tank insulation. Resistant to hydrostatic pressure. The active chemical compound with a crystallizing effect fills the capillary voids in the concrete. It can be applied against negative and positive water pressure. It is easy and quick to prepare. Can be applied with brush and spray equipment.

	A	B	TOTAL
PACKING	25.00 kg	-	25.00 kg
CONSUMPTION	2,0 - 4,0 kg/m <sup>2</sup>		
		BARKOD	 8680746483040
SHELF LIFE : 1 Year.		COLOR : Grey	
STORAGE : +5°C / +25 °C		APPEARANCE : Powder	

**Application Areas:** It is used in waterproofing of concrete surfaces, waterproofing of lift wells, waterproofing of horizontal and vertical surfaces, waterproofing from negative and positive sides, water tanks, reinforced concrete pipes, protecting concrete against water, salt and carbonation, waterproofing of structures above and below ground.

**Application Instructions:** The application surfaces should be moist and dry surfaces should be moistened before application. The surface must be cured and intact. It should be cleaned from residues such as oil, grease, dirt, paint and salt vomiting which will prevent adhesion. If there is a surface defect, it should be repaired with PROREPAIR THIN or PROREPAIR at least 24 hours in advance. Active water leaks and gaps, if any, should be filled with PROSTOP water stopper. The surface should be saturated with water 24 hours before the application and should be moistened immediately before the application. Slowly pour 25 kg of powder into approximately 6 kg of water and mix with a low speed mixer until no lumps remain. Mix again before application. It is applied with a brush or suitable spraying equipment. It should be applied as 2 -3 layers on the surface. The application of each layer should be caged in a direction perpendicular to the previous one. Wait at least 12 hours between layers. The product should be moistened with water for 5 days after final drying. Protective layer should be applied on places where there is traffic load. Expired mortar should be disposed of.





**PROCRYSTA 2K 202**CEMENT ACRYLIC BASED TWO COMPONENT  
CRYSTALLIZED WATER INSULATION PRODUCT

Hand Mixer




Roller



Brush



**Features:** Resistant to hydrostatic pressure. Provides the removal of ground water from the structure. The active chemical compound with a crystallizing effect fills the capillary voids in the concrete. It can be applied against negative and positive water pressure. It is easy and quick to prepare. Can be applied with brush and spray equipment.

PACKING	<b>A</b>	<b>B</b>	<b>TOTAL</b>
	25.00 kg	3.00 kg	28.00 kg
CONSUMPTION	2-4,0 kg/m <sup>2</sup>		 BARKOD 8680746483057
SHELF LIFE : 1 Year.		COLOR : <b>A</b> : Grey <b>B</b> : White	
STORAGE : +5°C / +25 °C		APPEARANCE : <b>A</b> : Powder <b>B</b> : Liquid	



**Product Description:** Cement based, polymer emulsion reinforced, two component crystalline waterproofing mortar containing active chemicals with crystallizing effect.



**Application Areas:** It is used in waterproofing of concrete surfaces, waterproofing of lift wells, waterproofing of horizontal and vertical surfaces, waterproofing from negative and positive sides, water tanks, reinforced concrete pipes, protecting concrete against water, salt and carbonation, waterproofing of structures above and below ground.

**Application Instructions:** The application surfaces should be moist and dry surfaces should be moistened before application. The surface must be cured and intact. It should be cleaned from residues such as oil, grease, dirt, paint and salt vomiting which will prevent adhesion. If there is a surface defect, it should be repaired with PROREPAIR THIN or PROREPAIR at least 24 hours in advance. Active water leaks and gaps, if any, should be filled with PROSTOP water stopper. The surface should be saturated with water 24 hours before the application and should be moistened immediately before the application. The surface should be saturated with water 24 hours before the application and should be moistened immediately before the application. The liquid mixture is prepared by adding 3 kg of B component to approximately 5 kg of water. Slowly pour 25 kg of powder into the prepared liquid and mix with low speed mixer until there is no lump. Dimensions should be adhered to. Mix again before application.

It is applied with a brush or suitable spraying equipment. It should be applied as 2 -3 layers on the surface. The application of each layer should be caged in a direction perpendicular to the previous one. Wait at least 12 hours between layers. The product should be moistened with water for 5 days after final drying. Protective layer should be applied on places where there is traffic load. Expired mortar should be disposed of.



# PROCRYST SOL 852

LIQUID PRIMER FOR CRYSTALLIZED PRODUCTS




Spraying equipment



**Product Description:** It is a liquid primer developed with silane technology, specially developed for insulation of moisture damaged, blooming, blistering, paint swelling or condensation walls.

**Features:** Ready to use. It does not prevent concrete from breathing. Prevents moisture, fungus and mold growth. Provides water and moisture insulation. Water repellent. Prevents blistering caused by salt vomiting. It prevents rusting of iron reinforcements by removing water. Application heat should be between 0 °C-30 °C.

PACKING	0,5 kg	-	
	2,50 kg		
CONSUMPTION	100-120 gr/m <sup>2</sup>	BARKOD	 8680746484375
SHELF LIFE : 1 Year.		COLOR : Transparent	
STORAGE : +5°C / +25 °C		APPREANCE : Liquid	

**Application Areas:** It is used for moisture insulation of walls and columns where moisture is seen. Suitable for mineral surfaces using.

**Applicaition Instructions:** The swollen damaged old plaster layer is scraped by mechanical methods. Obstacles such as dust and oil on the surface that will weaken the adherence are removed. The surface to be treated must be dry and clean to ensure deep peretration of the active ingredient. Application temperature should be between 0 ° -30 ° C. The surface should not come into contact with water during application. It should not be applied if there is strong wind and rain. Ready to use. PROCRYST SOL is applied in one coat with 100 - 150 g / m2 consumption with suitable spraying equipment. Application should be started from the lowest area to prevent the moisture rising from the wall to dissipate. Then go up. Since the product is highly active, excessive, unnecessary use should be avoided. Wait at least 12 hours. Then the system component PROKAPLASTER and PROMOLD are applied. System components; PROCRYST SOL, PROCAP PLASTER, PROMOLD.



**PROCAPPLASTER 851****CAPILLARY MOISTURE INSULATION PLASTER**

Hand Mixer




Trowel



Spatula



**Features:** It is economical. It does not prevent concrete from breathing. It provides heat saving. Prevents moisture, fungus and mold growth. Water repellent. Prevents blistering caused by salt vomiting.

PACKING	<b>A</b>		<b>TOTAL</b>
	20.00 kg	-	20.00 kg
CONSUMPTION	5-7 kg/m <sup>2</sup>	BARKOD	
			8680746484344
SHELF LIFE : 1 Year.		COLOR :	
STORAGE : +5°C / +25°C		APPEARANCE : Powder	

**Product Description:** It is a cement-based plaster specially developed for the insulation of the walls damaged by humidity, moisture, flowering, blistering or condensation.



**Application areas:** It is used for moisture and moisture insulation on concrete wall.

**Applicaition Instructions:** The swollen damaged old plaster layer is scraped by mechanical methods. Obstacles such as dust and oil on the surface that will weaken the adherence are removed. PROCRYST SOL is applied one coat of primer with 100 - 120 g / m<sup>2</sup> consumption with suitable spraying equipment. Wait at least 12 h. Slowly pour 20 kg of PROKAPPLASTER powder component into approximately 4-5 kg of water and mix with a low speed mixer until no lumps remain. Mix again before application. First of all, a thin layer of adherence enhancer is applied. After this layer is dry, after about 24 hours, the second layer is applied with a spatula or trowel about 1.5 cm thick. After the 2nd layer is dried, the surface is moistened with the help of sponge. After curing, PROMOLD Anti Mildew and Moisture paint is applied as the system component.





# PROMICRO 853

## CAPILLARY MOISTURE INSULATION SOLUTION



Injection Cartridge




Perforator



**Product Description:** It is a capillary moisture and humid insulation solution used against moisture and humid, which rises in the ground and basement floors in contact with the soil.

**Features:** It is water based. It provides moisture insulation. Does not prevent concrete from breathing. Water vapor permeability retains. Stops capillary water intake. It prevents the formation of moisture, fungus and mold. Prevents rusting of iron fittings by removing water. It forms a horizontal hydrophobation boundary and prevents the passage of moisture to the dry zone.

PACKING	5.00 kg		
	1.00 kg		
CONSUMPTION	Diversing		 BARKOD 8680746484405
SHELF LIFE:	1 Year.		
STORAGE:	+5°C / +25°C		APPEREANCE : Liquid

**Application areas:** It is used for moisture and moisture insulation on concrete wall.

**Application Instructions:** The swollen damaged old plaster layer is scraped by mechanical methods. Obstacles such as dust and oil on the surface that will weaken the adherence are removed. The product is concentrated. 1 part PROMICRO is diluted with 9 parts water. It should be consumed within 24 hours after dilution. Drilling holes are drilled horizontally at an angle of 45 degrees with horizontal intervals of 8-12 cm from the place closest to the base level of the surface to be applied. The distance between the drilling holes is important. The larger the distance, the less the effect. After drilling, the drilling dust is removed. The prepared solution is transferred to the injection cartridge. The cover is closed. Inverted, the cartridge tip is placed at a 45 degree angle to the boreholes. If desired, it can be injected with 2-5 bar compressed air. PROMICRO is fully activated within 2 days of injection. As a result, the hydrophobic boundary is formed and capillary water uptake is prevented above this level. Moisture above the hydrophobic level evaporates slowly and may take time to dry depending on weather conditions.





**PROMICRO CREAM 854**


CAPILLARY MOISTURE INSULATION CREAM



Perforator Sausage Silicone Gun



**Features:** It is water based. Ready to use. Thixotropic. It is easy to use. Provides humid and moisture insulation. It does not prevent concrete from breathing. Maintains water vapor permeability. Stops capillary water intake. Prevents moisture, fungus and mold growth. Prevents blistering caused by salt vomiting. It forms a horizontal hydrophobation boundary and prevents moisture from passing into the dry area. It is effective even on very wet, damp walls. Suitable for up to 95% humidity.

CONSUMPTION PACKING	A	B	TOTAL
		1.00 kg	-
	Diversing	BARKOD	 8680746484450
	SHELF LIFE: 1 Year.	COLOR	: White
	STORAGE: +5°C / +25°C	APPEARANCE:	Cream



**Product Description:** It is a capillary moisture and humid insulation cream used against moisture and humid, which rises in the ground and basement floors in contact with the soil.



**Application Areas:** It is used for moisture insulation of walls and columns where moisture is seen. Suitable for silicate based mineral surfaces such as brick, limestone, tuff.



**Application Instructions:** The swollen damaged old plaster layer is scraped by mechanical methods. Obstacles such as dust and oil on the surface that will weaken the adherence are removed. The product is ready to use. Drilling holes are drilled horizontally at 8-12 cm intervals horizontally from the nearest place to the base level of the surface to be applied. The distance between the drilling holes is important. The larger the distance, the less the effect. After drilling, the drilling powder is removed. PROMICRO CREAM is ready to use. It is opened from its original package and transferred to the cartridge of the injection base. The cover is closed. The inverted cartridge tip is inserted into the boreholes. It is mechanically injected. The holes are closed after injection. PROMICRO CREAM becomes fully active within 2 days of the injection. After 2 days, the plaster process is started.



# PROMOLD SOL 810


## MOULD CLEANING SOLUTION



Cloth



Spatula




Spraying equipment



**Product Description:** It is a waterborne, moldy cleaning solution containing special chemicals for the removal of mold and moisture problems caused by natural conditions on the inner and outer walls of buildings.

**Features:** PROMOLD SOL prevents the formation of mold in dry film on the surface. Cleans molds formed on the surface. Unlike chlorinated cleaners, it does not lighten the wall color.

PACKING	1.00 kg 500.00 ml	-	<b>TOTAL</b> 1.00 kg 500.00 ml
	CONSUMPTION 100-200 gr/m <sup>2</sup>	BARKOD	 8680746484030
SHELF LIFE : 1 Year.		COLOR : Transperant	
STORAGE : +5°C / +25°C		APPEREANCE : Liquid	

**Application Areas:** is used in areas where mold is seen on the inner and outer walls.

**Application Instructions:** First, moldy surfaces are wiped with a damp cloth and a rough pre-cleaning is performed. PROMOLD SOLD sprayed on moldy surfaces and left to act for 48 hours. At the end of the period, PROMOLD SOL Mold Cleaning Solution should be sprayed on the same surfaces again and left to act for 24 hours again. At the end of the time, the surface is prepared for dyeing with PROMOLD Anti Mold Paint. To achieve optimum quality, please follow the instructions for use. It should not be applied in very windy, rainy weather which is directly exposed to sunlight at very high temperature. Do not apply on surfaces with frost hazard. Application should be between +5 C and +30 C. Do not apply at temperatures below 5 ° C. The product must be protected from rain, water, frost and adverse external influences until curing (28 days).



**PROMOLD 805**

ANTIMOULD &amp; MOISTURE PAINT



Hand Mixer




Roller



Brush



**Features:** PROMOLD prevents mold formation in dry film on the surface. It has high covering power. Adherence is high. It is Matt. Easy to apply. Environment friendly.

PACKING	1.00 kg	3.00 kg	5.00 kg	18.00 kg
CONSUMPTION	300-400 gr/m <sup>2</sup>		BARKOD	 8680746484023
SHELF LIFE	: 1 Year.		COLOR	: Please Contact
STORAGE	: +5°C / +25°C		APPREANCE	: Liquid

**Product Description:** It is a water and acrylic emulsion based, very strong insulation paint that is modified with special chemicals and polymers, produced for resolving of problems of moisture and mold occurred on interior and exterior walls of buildings.



**Application Areas:** In the interior and exterior walls, in the subbasements of the buildings, in basements, garages or cellars, inside walls facing North, it is used in areas with many moisture and humid.

**Application Instructions:** The surface should be cured, dry and sound. Remove oil, grease, dirt, paint and salt vapors that would prevent adhesion. All cracks, joints, skirts and damaged infiltration areas must be repaired. Add about 20% water and mix with a low speed mixer.

Repair of damage during use is very easy and economical. It is applied in two coats. After the first coat, wait for 24 hours to dry and then discard the second layer.









# **THERMAL INSULATION PRODUCTS**



60 - Prothermal Plaster 848

61 - Prothermal Paint 845

62 - Prothermal Metal 840

63 - Protherm Eps 910

64 - Protherm Tex 915

65 - Protherm Sd 920

66 - Protherm Fk 925

67 - Protherm Sd 930

68 - Protherm Sv 940

69 - Protherm 2 In 1 950

70 - Protherm 960

71 - Protherm Line 970

72 - Protherm Primer 980

73 - Protherm Color 990

## PROTHERMAL PLASTER 848

CEMENT BASED BORON & CERAMIC REINFORCED  
THERMAL INSULATION PLASTER



Hand Mixer




Trowel



**Product Description:** Cement based, boron and ceramic added, thermal-water-sound and fire insulation plaster.

**Features:** Easy to apply, creates a smooth surface. It has high adhesion power. It is a breathable product. It is not affected by temperature differences and frost at the end of the setting time. BARS PRO-THERMAL PLASTER is used as a system component in Exterior Thermal Insulation System.

**Application Areas:** On the exterior facades; columns and beams, rough and fine plaster, bricks, pumice, aerated concrete and so on.

PACKING	15.00 kg	-	-
	CONSUMPTION	5-7 kg/m <sup>2</sup>	BARKOD
		 8680746483262	
SHELF LIFE: 1 Year.		COLOR : Cream	
STORAGE: +5°C / +25°C		APPEARANCE : Powder	

**Application Instruction:** The surface must be cured, dry and intact. It should be cleaned from residues such as oil, grease, dirt, paint and salt vomiting which will prevent adhesion. The surface should be rough. PROREPAIR THIN or PROREPAIR; PROREPAIR PLUS should be used at least 24 times in environments exposed to high sulphate such as sea water and sewage.

15 kg PROTHER-MAL PLASTER is slowly poured over 5-6 liters of water and mixed with a low speed mixer until no lumps remain. Allow the mortar to mature for 5-10 minutes. Mix again before application. The laths, which will determine the application thickness, are assembled at appropriate intervals and anos are formed. The prepared product is sprayed with steel trowel or machine between the anodes and applied not to exceed 1 cm. The set-up process is 48 hours. After the product is completely set, the second layer is applied. Then the gaps between the anodes are filled with PROTHERMAL PLASTER, gauged and made ready for top coat applications. After the full drying time is waited, the surfaces are primed with PROTHERM PRIMER and decorative coating process is started with PROTHERM DS-1 or PROTHERM DS-2




# PROTHERMAL PAINT 845

INTERIOR & EXTERIOR THERMAL INSULATION PAINT



**Features:** It provides 30-35% energy saving in buildings for heating and cooling energy costs depending on the application number. PROTHERM PAINT with special vacuum ceramic bubble added is used for interior wall and ceiling paints. When used on the façade, the radiant heat that comes with solar radiation is reflected back to the outside..

**Application Areas:** It can be applied on mineral based plaster both indoors and outdoors.

PACKING	2.50 lt	-	-
	5.00 lt		
CONSUMPTION	15-20m <sup>2</sup> /15lt	BARKOD	 8680746483279
SHELF LIFE : 1 Year.		COLOR : As Desired	
STORAGE : +5°C / +25°C		APPEREANCE : Liquid	

**Product Description:** Water-based, acrylic emulsion-based. PROTHERMAL PAINT is a high-performance, low thermal conductivity value, first developed by NASA in the Space program, including interior and exterior ceramic micro beads. It is a special paint that provides thermal insulation.




**Application Instruction:** The surface must be dry and sound. It should be cleaned from residues such as oil, grease and dirt that will prevent adhesion. The application surface must be flat and free of inclines. Ready to use. For the primer layer, 1/1 is diluted with clean water. In order to obtain optimum quality, please stick to the application instructions. Application should be done between +5 C and +30 C. It should not be applied in very windy, rainy weather which is exposed to direct sunlight at very high temperature. The product should be protected from rain, water, frost and negative external factors until the cured area (28 days). PROTHERMAL PAINT saves energy if used correctly. It is a qualified product which provides the isolation of radiant heat. As it is known, there is heat transfer from interior to exterior in summer and from exterior to interior in winter. We don't want the warm air coming out of the house in winter. The walls first absorb the heat inside the house. This leads to heat loss and energy loss. The wall absorbs heat and attaches to the thermal insulation board on the exterior wall. But the heat cannot be given back to the interior. At this point the importance of PROTHERMAL PAINT applied to the interior façade becomes apparent. PROTHERMAL PAINT prevents heat from absorbing the wall in radiant state and reflects it inside. It is activated before heat loss. In addition to the application on the interior, the application on the ceiling further enhances the effect.



# PROTHERMAL METAL 840

THERMAL INSULATION PAINT FOR METAL SURFACES



Roller



Hand Mixer





Airless Spray

**Product Description:** It is a special paint which is water-based, acrylic emulsion based., PROTHERMAL METAL, specially developed for metal surfaces, high performance, low thermal conductivity value, first developed by NASA within the framework of space program, including ceramic microspheres, could be used internal and external thermal insulation provides.

**Features:** PROTHERMAL METAL protects the radiant heat that is formed when applied to the surface in metal pipes, reflects the radiant heat coming out with the sun.

**Application Areas:** It can be used on metal surfaces where you do not want to lose heat.

PACKING	A	B	TOTAL		
	2.50 lt 5.00 lt 15.00 lt	-	-		
CONSUMPTION	15-20 m <sup>2</sup> /15lt		<th>BARKOD</th> <td>                       8680746483286                 </td>	BARKOD	 8680746483286
SHELF LIFE : 1 Year.		COLOR : As Desired			
STORAGE : +5°C / +25°C		APPEARANCE : Liquid			

**Application Instructions:** The surface must be dry and stable. It should be cleaned from residues such as oil, grease and dirt that will prevent adhesion. The application surface must be flat and free of inclines. Ready to use. For the primer coat, 1/1 is diluted with clean water. For the other 2 coats, it is applied undiluted. Please adhere to the application instructions to achieve optimum quality. Application should be done between +5 C and +30 C. Do not apply in very high temperature, direct exposure to sunlight, very windy, rainy weather. Do not apply on surfaces that are at risk of frost. The product should be protected from rain, water, frost and negative external factors until curing (28 days).



# PROTHERM EPS 910

## CARBON REINFORCED THERMAL INSULATION BOARD




**Features:** It is completely graphite. Thanks to its low vapor permeability resistance (20-40), it allows buildings to breathe. Prevents moisture, moisture and paint drops on the inner walls. Flame resistance is provided by additives which provide ignition resistance inside. It provides maximum insulation at minimum thickness.

**Application Area:** It is used as a system component in BARS PROTHERM Thermal Insulation system.



**Product Description:** It is a polystyrene (EPS) heat insulation plate with expanded graphite that provides many extra features in thermal insulation.

PACKING	2-3-4-5-6 cm		-	
	2 piece/m <sup>2</sup>		BARKOD	 8680746483293
SHELF LIFE :				COLOR : Gray
STORAGE :			APPEARANCE : Board	



**Application Instructions:** The surface must be cured, dry and intact. It should be cleaned from residues such as oil, grease, dirt, paint and salt vomiting which will prevent adhesion. The surface should be rough. PROREPAIR THIN or PROREPAIR; PROREPAIR PLUS should be used at least 24 times in environments exposed to high sulphate such as sea water and sewage. During the application of PROTHERM YP, it is adhered to the surface by applying pressure to the surface in a point or surface manner. Check whether the plates are at the same level during the ripping process by means of gauge or spirit level. Depending on the ambient temperature and surface properties, mechanical anchoring with PROTHERM SD is performed after at least 24 hours. Please adhere to the application instructions for optimum quality. Application should be between +5 C and +30 C. Application should not be done in hot, rainy and windy weather. The product must be protected from rain, water, frost and negative external influences until the crop area (28 days).

# PROTHERM TEX 915

## THERMAL INSULATION MESH




Trowel



**Product Description:** It a glass tulle product that fiber layers are impregnated against alkali and chemicals.

**Features:** It prevents the distribution of thermal insulation plaster. Resistant to alkali. It is resistant to temperature changes. Easy to apply. Does not shrink and pot

PACKING	1x.50 mt	-	-
	CONSUMPTION	1,10 mt	BARKOD
		 8680746483309	
SHELF LIFE :		COLOR : Orange	
STORAGE : +5°C / +25°C		APPEREANCE :	

**Application Areas:** It is used as a system component in BARS PROTHERM Thermal Insulation system.

**Application Instructions:** According to the area to be used in the application, the product should be cut and prepared beforehand. The joints should be overlapped by 10cm. After applying PROTHERM SV 1st layer, it is applied into the mortar by applying PROTHERM TEX pressure to the intermediate floor before drying. After the surface is dry, the second layer is applied to the plaster. Please adhere to the application instructions for optimum quality. Application should be between +5 C and +30 C. Application should not be done in hot, rainy and windy weather. The product must be protected from rain, water, frost and negative external influences until the crop area (28 days).





# PROTHERM SD 920


## THERMAL INSULATION ANCHORING PIN



Hammer



**Features:** It provides the adhesion strength of the thermal insulation plates against the forces perpendicular to the surface, such as the vacuum effect of the wind.

PACKING	1000 adet	-	-
	6 piece/m <sup>2</sup>	BARKOD	 8680746483316
SHELF LIFE :	COLOR : Blue		
STORAGE : +5°C / +25°C	APPEARANCE :		



**Product Description:** Its a mecanical anchoring element of the PROTHERM EPS thermal insulation boards..



**Application Areas:** It is used as a system component in BARS PROTHERM Thermal Insulation system. It provides the adhesion strength of thermal insulation boards.




**Application Instructions:** It is used after PROTHERM YP application.

# PROTHERM FK 925

## MESHED CORNER PROFILE




Trowel



**Ürün Tanımı:** It is used for strengthening weak areas (edges, corners, etc.) which are most easily affected by external impacts, alkali resistant, meshed corner profile for installation applications

**Features:** Enables the corners to come out smoother in the sheathing application. Minimizes damage from impacts. Easy to apply.

PACKING	<b>A</b>		
	2,5 mt	-	-
CONSUMPTION	0.25 mt/m <sup>2</sup>	BARKOD	 8680746483323
STORAGE :		COLOR	: Orange
STORAGE : +5°C / +25°C		APPEREANCE :	


**Application Areas:** It is used as a system component in BARS PROTHERM Thermal Insulation system. It is used on exterior corners, interior corners and in the center of the window systems.

**Applicaion Instructions:** During the PROTHERM SV application, the netting of the reinforcement mesh is placed on the top corners..




# PROTHERM YP 930

## CEMENT BASED THERMAL INSULATION BOARD BONDING MORTAR



**Features:** Water, moisture and impact resistant. The convenience of setting time provides ease of application. Suitable for internal and external use. It is an ideal adhesive with high adherence.

**Application Areas:** It is used for bonding XPS (extruded polystyrene), EPS (expanded polystyrene), polyurethane, rock wool and similar boards to exterior walls, walls, ceilings and floors. Interior and exterior facades; It can be easily used on mineral surfaces like brick, cement based plaster, aerated concrete etc.

PACKING	<b>A</b>		
	25.00 kg	-	25.00 kg
CONSUMPTION	4-6 kg/m <sup>2</sup>	BARKOD	 8680746483330
STORAGE : 1 Year.	COLOR : Cement Grey		
STORAGE : +5°C / +25°C	APPEREANCE : Powder		

**Product Description:** It is a cement-based, powder polymer modified adhesive mortar for thermal insulation boards (XPS, EPS, Rock Wool etc.) which has high bonding strength and ease of application.



**Application Instructions:** The surface must be cured, dry and intact. It should be cleaned from residues such as oil, grease, dirt, paint and salt vomiting which will prevent adhesion. The surface should be rough. PROREPAIR THIN or PROREPAIR; PROREPAIR PLUS should be used at least 24 times in environments exposed to high sulphate such as sea water and sewage. Pour 25 kg of PROTHERM YP onto 5 - 6 liters of water slowly and mix with a low speed mixer until no lumps remain. Allow the mortar to mature for 5-10 minutes. Mix again before application.

**If the application will be made as a point;** It is applied as a frame around the thermal insulation board as a 5 cm wide strip. Then, 2-3 pieces of 8-10 cm in diameter are applied to the center of the panel.


**If the application is to be performed superficially;** Spread the mortar on the whole surface of the insulation board with 8 mm square toothed comb trowel. The panel is pressed to the wall. During the bonding process, check whether the plates are at the same level with gauge or spirit level. The prepared mortar should be consumed within 3 hours and the expired mortar should be disposed of. Depending on the ambient temperature and surface properties, PROTHERM SD mechanical doweling is performed after at least 24 hours.





## PROTHERM SV 940

CEMENT BASED THERMAL INSULATION BOARD PLASTER MORTAR



**Product Description:** It is a cement based, fiber added, powder polymer modified general purpose surface plaster mortar which provides excellent adherence for thermal insulation boards (XPS, EPS, Rock Wool etc.)



Hand Mixer




Trowel



Steel Trowel

**Features:** Easy to apply, creates a smooth surface. It has high adhesion power. It is a breathable product. BARS PROTHERM is used as a system component in Exterior Thermal Insulation System.

**Application Areas:** It is used for plastering XPS (extruded polystyrene), EPS (expanded polystyrene), polyurethane, rock wool and similar boards to exterior walls, walls, ceilings and floors. Interior and exterior facades; It can be easily used on brick, cement based plaster, gas concrete etc. surfaces.

PACKING	25.00 kg	-	25.00 kg
	CONSUMPTION		
	5-7 kg/ m <sup>2</sup>	BARKOD	 8680746483347
SHELF LIFE : 1 Year.		COLOR : Cement Gray	
STORAGE : +5°C / +25°C		APPEARANCE : Powder	

**Application Instructions:** The Thermal Insulation board should be solid, well adhered to the underlying surface, clean and dry. The gaps between the boards should be filled with the same insulation material or foam according to the width. Pour 25 kg of PROTHERM SV slowly into 5.5-6.5 liters of water and mix slowly with a low speed mixer until no lumps remain. Allow the mortar to mature for 5-10 minutes. Mix again before application. The thermal insulation boards bonded with PROTHERM YP and fixed with suitable dowels are coated with PROTHERM SV. First layer of plaster is combed with a toothed trowel with 4x4 mm tooth thickness. Reinforcement mesh is laid on the surface with a steel trowel before the plaster mortar dries. Approximately 10 cm mesh overlap is made at the joints of the net. After the mesh is embedded, a second layer of plaster is applied using a flat trowel. Correction is done with a steel trowel. Where necessary, higher layer thicknesses can be selected. The prepared mortar should be consumed within 3 hours and the expired mortar should be disposed of. After the full drying time is waited, the surfaces are primed with PROTHERM PRIMER and decorative coating is started with PROTHERM DS-1 or PROTHERM DS-2.



**PROTHERM 2 IN 1****950**CEMENT BASED THERMAL INSULATION BOARD  
ADHESIVE & PLASTER MORTAR

Hand Mixer



Trowel



Steel Trowel




Toothed Trowel



**Product Description:** It is a cement based, powder polymer modified general purpose surface plaster mortar and bonding mortar that provides excellent adherence for fiber added, thermal insulation boards (XPS, EPS, Rock Wool etc.).

**Features:** Easy to apply, creates a smooth surface. It has high adhesion power. It is a breathable product. BARS PROTHERM is used as a system component in Exterior Thermal Insulation System.

**Application Areas:** It is used in both purposes of XPS (extruded polystyrene), EPS (expanded polystyrene), polyurethane, rock wool and similar boards to exterior walls, walls, ceilings and floors. Interior and exterior facades; brick, cement based plaster, gas concrete etc. surfaces.

PACKING	25.00 kg	-	25.00 kg
	As Adhesive 4-6 kg / m <sup>2</sup> As Plaster 5-7 kg / m <sup>2</sup>		
CONSUMPTION	BARKOD		
			8680746483354
SHELF LIFE : 1 Year.	COLOR : Cement Gray		
STORAGE : +5°C / +25°C	APPEARANCE : Powder		

**Application Instructions:** **For Bonding Use:** The surface must be cured, dry and intact. It should be cleaned from residues such as oil, grease, dirt, paint and salt vomiting which will prevent adhesion. The surface should be rough. If there are significant defects on the application surface, it should be repaired with PROREPAIR THIN, PROREPAIR, PROREPAIR PLUS at least 24 hours in advance. **If the application will be made as a point;** It is applied as a frame around the thermal insulation board as a 5 cm wide strip. Then, 2-3 pieces of 8-10 cm in diameter are applied to the center of the panel.

**If the application is to be performed superficially;** Spread the mortar on the whole surface of the insulation board with 8 mm square toothed comb trowel. The panel is pressed to the wall. During the bonding process, check whether the plates are at the same level with gauge or spirit level. The prepared mortar should be consumed within 3 hours and the expired mortar should be disposed of. Depending on the ambient temperature and surface properties, PROTHERM SD mechanical doweling is performed after at least 24 hours. After the mechanical pinning process, the plaster process may be started. For this purpose, the mixture is prepared in the same way.

**For plastering purposes:** The thermal insulation board must be firm, well adhered to the underlying surface, clean and dry. The gaps between the boards should be filled with the same insulation material or foam according to the width. Slowly pour 25 kg of PROTHERM 2 in 1 onto 5 - 6 lt of water and mix with a low speed mixer until no lumps remain. Allow the mortar to mature for 5-10 minutes. It is mixed again before application. First layer of plaster is combed with a toothed trowel with 4x4 mm tooth thickness. Reinforcement mesh is laid on the surface with a steel trowel before the plaster mortar dries. At the junction of the net, approximately 10 cm mesh is overlapped. After the mesh is embedded, a second layer of plaster is applied using a flat trowel. Correction is done with a steel trowel. Where necessary, higher layer thicknesses can be selected. The prepared mortar should be consumed within 3 hours and the expired mortar should be disposed of. After waiting for full drying time, the surfaces are primed and decorative coating process is continued.



# PROTHERM 960

CEMENT BASED GRAIN TEXTURED  
DECORATIVE PLASTER



Hand Mixer



Trowel



Steel Trowel




Decor Trowel

**Features:** It has a textured structure. It has high water vapor permeability. Contains special chemicals to increase working time. It is used as a system component in BARS PROTHERM Exterior Thermal Insulation System.

**Application Areas:** It is used as a decorative coating with grain texture on cement based plasters in PROTHERM Exterior Thermal Insulation System. It can be used on most new and old mineral surfaces of buildings such as concrete, plaster, brick..

**Product Description:** PROTHERM Decorative Plaster Grain Textured; It is a decorative exterior coating (2 mm), white cement based that can give the appearance of grain texture when applied with a trowel.

PACKING	<b>A</b>		
	25.00 kg	-	-
CONSUMPTION	2,5-3 kg/ m <sup>2</sup>	<b>BARKOD</b>	 8680746483361
SHELF LIFE : 1 Year.		<b>COLOR</b> : Cement White	
STORAGE : +5°C / +25°C		<b>APPEARANCE</b> : Powder	

**Application Instructions:** The surface must be cured, dry and intact. It should be cleaned from residues such as oil, grease, dirt, paint and salt vomiting which will prevent adhesion. The surface should be rough. If there are significant defects on the application surface, it should be repaired with PROREPAIR THIN, PROREPAIR, PROREPAIR PLUS at least 24 hours in advance. Prior to application, priming with PROTHERM PRIMER reduces the absorbency of the surface. Pour 25 kg of PROTHERM 960 onto 6-7 liters of water slowly and mix with a low speed mixer until no lumps remain. Allow the mortar to mature for 5-10 minutes. Mix again before application. The application process should be planned well and uninterrupted to prevent the formation of attachments. The prepared mixture should be consumed within 4 hours. The product is applied with a steel trowel. After the first water is drawn, the pattern is gained by making circular movements with the decor trowel. After decorative plaster is finished, 24 hours later, one coat of primer with PROTHERM Primer primer and two coats of PROTHERM COLOR exterior paint can be applied.





**PROTHERM LINE 970****CEMENT BASED LINE TEXTURED DECORATIVE PLASTER**

Steel Trowel



Hand Mixer



Trowel




Decor Trowel



**Features:** It has a textured structure. It has high water vapor permeability. Contains special chemicals to increase working time. It is used as a system component in BARS PROTHERM Exterior Thermal Insulation System.

**Application Areas:** It is used as a decorative coating with grain texture on cement based plasters in PROTHERM Exterior Thermal Insulation System. It can be used on most new and old mineral surfaces of buildings such as concrete, plaster, brick..

PACKING	A		TOTAL
	25.00 kg	-	25.00 kg
CONSUMPTION	3-3,5 kg/ m <sup>2</sup>	BARKOD	 8680746483378
SHELF LIFE: 1 Year.		COLOR : Cement White	
STORAGE: +5°C / +25°C		APPEARANCE: Powder	

**Product Description:** PROTHERM Decorative Plaster Line Textured; It is a decorative exterior coating (3 mm), white cement based that can give the appearance of grain texture when applied with a trowel.



**Application Instructions:** The surface must be cured, dry and intact. It should be cleaned from residues such as oil, grease, dirt, paint and salt vomiting which will prevent adhesion. The surface should be rough. If there are significant defects on the application surface, it should be repaired with PROREPAIR THIN, PROREPAIR, PROREPAIR PLUS at least 24 hours in advance. Prior to application, priming with PROTHERM PRIMER reduces the absorbency of the surface. Pour 25 kg of PROTHERM LINE onto 6-7 liters of water slowly and mix with a low speed mixer until no lumps remain. Allow the mortar to mature for 5-10 minutes. Mix again before application. The application process should be planned well and uninterrupted to prevent the formation of attachments. The prepared mixture should be consumed within 4 hours. The product is applied with a steel trowel. After the first water is drawn, the pattern is gained by making circular movements with the decor trowel. After decorative plaster is finished, 24 hours later, one coat of primer with PROTHERM Primer primer and two coats of PROTHERM COLOR exterior paint can be applied.

# PROTHERM PRIMER 980

EXTERIOR PRIMER



Airless Spray



Hand Mixer




Roller



**Product Description:** Water based, acrylic emulsion based exterior paint primer.

**Features:** The first layer is used as a primer on plaster and concrete-like surfaces. Reduces the consumption of topcoat exterior paint. Prepares healthy ground. High adherence. It is easily used on old painted exterior surfaces. Easy to apply. Environmentally friendly.

**Application Areas:** On the exterior facades; It is used before painting on concrete, brick, cement based plaster, gas concrete etc. surfaces.

PACKING	A	B	TOTAL
	15.00 lt	-	15.00 lt
CONSUMPTION	One layer 10-12 m <sup>2</sup> /lt		
BARKOD	 8680746483385		
SHELF LIFE	1 Year.		COLOR : White
STORAGE	+5°C / +25°C		APPEREANCE : Liquid



**Application Instructions:** The surface must be cured, dry and intact. It should be cleaned from residues such as oil, grease, dirt, paint and salt vomiting which will prevent adhesion. The surface should be rough. If there are significant defects on the application surface, it should be repaired with PROREPAIR THIN, PROREPAIR, PROREPAIR PLUS at least 24 hours in advance. PROTHERM PRIMER Exterior primer is mixed with 10 - 15% water with the help of low speed mixer. The prepared mixture is applied to the completed area with a clean roller.



# PROTHERM COLOR 990

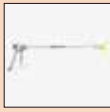
## EXTERIOR PAINT



Hand Mixer



Roller



Airless Spray




**Features:** It has high covering power. High adherence. Resistant to rain. It is matt. Easy to apply. Environmentally friendly.

**Application Areas:** It is used on exterior surfaces, cement based plaster, concrete etc. surfaces primed with PROTHERM PRIMER.



**Product Description:** Water based, acrylic emulsion based, silicone reinforced top coat exterior paint.

PACKING	A	B	TOTAL
	15.00 lt	-	-
CONSUMPTION	One layer 7-9 m <sup>2</sup> /lt	BARKOD	 8680746483392
SHELF LIFE : 1 Year.		COLOR : As Desired	
STORAGE : +5°C / +25°C		APPEARANCE : Liquid	



**Application Instructions :** The surface must be cured, dry and intact. It should be cleaned from residues such as oil, grease, dirt, paint and salt vomiting which will prevent adhesion. The surface should be rough. If there are significant defects on the application surface, it should be repaired with PROREPAIR THIN, PROREPAIR, PROREPAIR PLUS at least 24 hours in advance. PROTHERM COLOR Exterior Paint is mixed with 10 - 15% water with the help of low speed mixer. 24 hours in advance, PROTHERM Primer Exterior primer should be applied with two layers.



# **FIRE INSULATION PRODUCTS**



**75 - Proanti-Fire Solution 816**

**76 - Proanti-Fire Plus 815**

**77 - Proanti-Fire Paint 817**

# PROANTI-FIRE SOLUTION 816

## DEFLAGRATION PREVENTING SOLUTION



Brush



Roller




Airless Spray



**Features:** Thanks to the active chemical, it provides a strong thermal insulation. It prevents the environment from reaching the heat that will start the combustion reaction. The substance which is applied do not flame.

**Applicaiton Areas:** Used for wood, paint and industrial sectors.

CONSUMPTION	PACKING			
		0,500 kg 5,00 kg 10,00 kg	-	-
	Depending on Surface Absorbance	BARKOD		8680746483415
SHELF LIFE : 1 Year.		COLOR :		
STORAGE : +5°C / +25°C		APPEREANCE : Liquid		

**Product Description:** PROANTI-FIRE SOLUTION non-flammable solution molecularly encapsulates the surface which it is applied and prevents the product from burning by preventing contact with oxygen.



**Application Instructions :** Surface should be cured, dry and firm. Remove oil, grease, dirt, paint and salt vapors that prevent adhesion. Ready to use. It can be applied to the surface with sprayer. In wooden products, it is sprayed on the product and its absorption status is checked and applied. It can also participate in the production stage in product formation. A pilot trial is recommended. Before the paint is applied, it is sprayed on the surface. Then paint application is started. Thus, flame retardation of the substrate is also delayed. It is applied by wetting the fabrics. Please stick with the given instruction of use for gaining optimum quality. Application should be done between +5 C and +30 C. Do not apply in hot, rainy and windy weather. Do not apply on surfaces with frost hazard.

# PROANTI-FIRE PLUS 815

FIRE PROTECTIVE COATING BY BLOWING WITH FIRE



Brush




Roller



**Product Description:** It is a fire resistant coating product that is water based, reinforced with special chemicals that are fire-retarding, could be used in steel, wood, concrete buildings, which is developed for fire protecting for building for 120 mins.

**Features:** It has high covering power. Adherence is high. It is extensively designed to provide fire insulation. Excellent flame retardation, chemical reaction at the moment of fire swells and prevents the temperature of the surface to rise to critical degrees. It is suitable for use in wood, concrete, prefabricated and steel structures. It forms a seamless layer by drying on the surface on which it is applied.

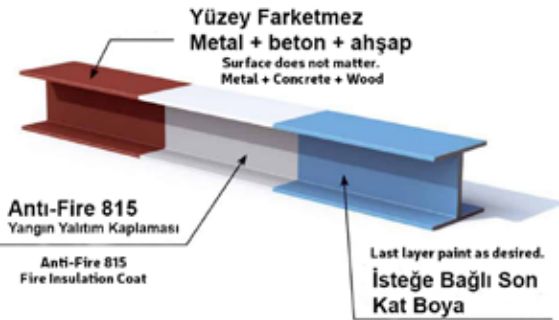
PACKING	5.00 kg	-	5.00 kg
	18.00 kg		18.00 kg
CONSUMPTION	1-1,5 kg/ m <sup>2</sup>		BARKOD  8680746483408
HELP LIFE	: 1 Year.		
STORAGE	: +5°C / +25°C		APPEARANCE : Liquid

**Application Areas:** Wood, steel and concrete surfaces are easily applied in all places where fireproof is required. It is used in aircraft hangars, archives and weapon depots in areas that need to be protected from fire..

**Advantages:** It takes up less space than other methods. Does not lead to loss of aesthetics. Any damages during installation can be easily repaired. It does not load extra loads to the structure.

**Application Instructions:** Surface should be cured, dry and firm. Remove oil, grease, dirt, paint and salt vapors which prevent adhesion. Surface should be repaired with PROREPAIR THIN or PROREPAIR and in areas where there is sea water, sewage that causes high-sulphate exposition, to be done with the PROREPAIR PLUS at least 24 h before application. The application surface should be smooth, uneven.

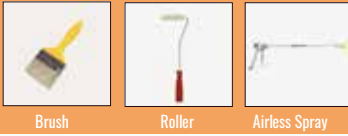
**Performance ;** Passive intensive protection. The PROANTI FIRE PAINT dry film begins to react at 200 °C at the same time. Maximum working temperature is 650 °C. Maximum operating temperature is 650 °C. During the reaction, the product swells up to 50 times the dry film thickness. It forms a charred insulation layer. Compatible with steel, wood and concrete structures. Steel loses its ability to carry loads during fire. PROANTI FIRE PAINT delays the loss of this ability. This delay saves time for evacuation of the building.





# PROANTI-FIRE PAINT 817


NON-COMBUSTIBLE FIRE DELAYING PAINT



**Features:** It has high covering power. High adherence. It extends and provides fire insulation. Excellent flame retardation, by chemical reaction at the time of burning, it prevents the rise of the surface temperature to critical levels. It is extremely suitable for use in wood, concrete, prefabricated and steel structures. It forms a seamless layer by drying on the applied surface.



**Product Description:** It is a water-based, flame retardant, fire retardant paint containing special chemicals, suitable for use in steel, wood and concrete structures, developed for the protection of buildings.

PACKING	18,00 kg	-	18.00 kg
	CONSUMPTION	1-1,5 kg/ m <sup>2</sup>	BARKOD
			8680746484733
HELP LIFE : 1 Year.		COLOR : White	
STORAGE : +5°C / +25°C		APPEREANCE : Likit	



**Application Areas:** It can be applied on wood, steel and concrete surfaces in all places where fireproofing is desired.



**Application Insructions:** The surface must be cured, dry and intact. It should be cleaned from residues such as oil, grease, dirt, paint and salt smear which will prevent sticking. If there are cracks on the surface, the surface should be repaired 24 hours in advance using PROREPAIR THIN or PROREPAIR, PROREPAIR PLUS. The surface to be applied must be flat and inclined. For the primer layer, it should be diluted with clean water in 1/1 ratio. For the other 2 layers, it should be made undiluted.





# **SOUND INSULATION PRODUCT**



- 80 - Proanti-Sound Plaster 820
- 81 - Proanti-Sound Paint 821



# PROANTI-SOUND PLASTER 820

## SOUND PROOF COAT



Steel Trowel



Trowel



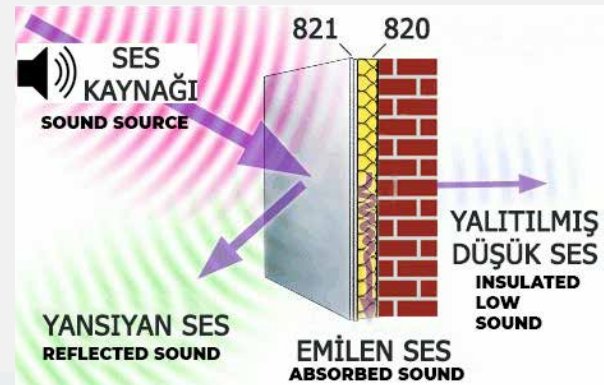
**Product Description:** It is water based, acrylic emulsion based. PROANTISOUND PLASTER, is a special coat for interior and exterior sound insulation, with high performance, low thermal conductivity value, firstly developed in the space program on the NASA, which contains ceramic microspheres.

**Features:** It is designed to absorb and isolate the sound in the best way. It has high covering power. Adherence is high. It is Matte. Environment friendly. It is applied very easily to the surface as it penetrates well.

PACKING	15.00 lt	-	-
	CONSUMPTION	2,5 kg/ m <sup>2</sup>	BARKOD
		8680746483422	
SHELF LIFE : 1 Year.		COLOR : As Desired	
STORAGE: +5°C / +25°C		APPERANCE : Liquid	

**Application Areas:** It is used for indoor and outdoor spaces where sound insulation demanded, and used in all spaces where noise and noise pollution is unwanted. Adjacent walls, elevators, workplaces, generator apartments, workshops, walls, interoffice walls, schools, hotels, souvenirs, salons, etc. It is used in all indoors and outdoors.

**Application Instructions:** Surface; should be dry and sturdy. Remove any residues such as oil, grease or dirt that will prevent adhesion. The application surface should be smooth, bowless. Ready to use. It has paste consistency. It is applied as a conventional plaster method with the help of trowel. After 24 hours, PROANTISOUND PAINT which is the system component is applied as 2 layers. Please contact for technical data and values.



**PROANTI-SOUND PAINT****821**

SOUND PROOF PAINT



Roller



Steel Trowel



**Features:** It is designed to absorb and isolate the sound in the best way. It has high covering power. Adherence is high. It is Matte. Environment friendly. It is applied very easily to the surface as it penetrates well.

**Application Areas:** It is used for indoor and outdoor spaces where sound insulation demanded, and used in all spaces where noise and noise pollution is unwanted over PROANTI SOUND PLASTER.

PACKING	15.00 lt	-	-
	CONSUMPTION	15-20 m <sup>2</sup> / 15lt	BARKOD
SHELF LIFE : 1 Year.		COLOR : As Desired	8680746483439
STORAGE : +5°C / +25°C		APPEREANCE : Liquid	

**Product Description:** It is water based, acrylic emulsion based. PROANTISOUND PAINT, is a special paint for interior and exterior sound insulation, with high performance, low thermal conductivity value, firstly developed in the space program on the NASA, which contains ceramic microspheres.



**Application Instructions:** The surface must be dry and stable. It should be cleaned from residues such as oil, grease and dirt that will prevent adhesion. The application surface should be smooth and inclined. Pro-anti Sound plaster is applied to the wall. Ready to use. For the primer coat 1/1 is diluted with clean water. In order to achieve optimum quality, please adhere to the application instructions. Application should be between +5 C and +30 C. Do not apply in very high temperature, direct exposure to sunlight, very windy, rainy weather. Do not apply on surfaces that are at risk of frost. The product should be protected from rain, water, frost and negative external factors until curing (28 days).



# **CERAMIC-GRANITE ADHESIVES JOINT FILLERS**

- 83 - Propoly Mastic 496**
- 84 - Procera 401**
- 85 - Procera W 410**
- 86 - Procera Flex 415**
- 87 - Procera Filex W 420**
- 88 - Procera Filex 2k 435**
- 89 - Procera Tech 460**
- 90 - Proepo Max 440**
- 91 - Profuga 445**
- 92 - Profuga Flex 1-6 mm 455**
- 93 - Profuga Max 2-20 mm 456**
- 94 - Profuga Pool 447**
- 95 - Profuga Ant 450**
- 96 - Promarble 470**
- 97 - Promarble W 475**
- 98 - Promarble Flex 480**
- 99 - Promarble Flex W 485**
- 100 - Promarble Max 490**
- 101 - Promarble Max W 495**
- 102 - Profuga Tech 461**
- 103 - Promarble Ultra Max W 497**






# PROPOLY MASTIC 496


POLYESTER BASED MARBLE & GRANITE ADHESIVE



**Features:** Water, moisture and impact resistant. Easy sanding. Fills the pores. Maximum performance. It is thixotropic. High adhesion strength. High adherence. Suitable for top-down ceramic flooring. Easy to comb.

**Application Areas:** It is used for bonding, repairing and filling of coating materials such as ceramic, tile, marble, natural stone.

PACKING	<b>A</b>	<b>B</b>	<b>TOTAL</b>
	750 ml	-	-
CONSUMPTION	Diversing		BARKOD
			 8680746483606
	SHELF LIFE : 6 Months.		COLOR : Cream & Bige & Black & White
	STORAGE : +5°C / +25°C		APPERANCE : Paste



**Product Description:** Polyester resin based, two component marble bonding adhesive.



**Application Instructions:** The surface must be cured, dry and intact. It should be cleaned from residues such as oil, grease, dirt, paint and salt vomiting which will prevent adhesion. The surface should be rough. Propoly mastic weight by adding about 1-3% of dibenzoyl peroxide is mixed thoroughly with a spatula. Then apply. It hardens in 5-8 minutes at 20 °C. 2 hours after the application, the bonded surfaces are ready for use. The addition of hardener speeds than cure but can lead to a reduction in adhesion strength. Make a small trial for optimal results.

**Performance** ; (23°C , %50 Relative Humidity )  
**Tensile - Adhesion** ; 1,34 ± 0,2 N / mm<sup>2</sup> TSEN 196-1  
**Density** ; 1,7 ± 0,2 gr/cm<sup>3</sup>

# PROCERA 401

CEMENT BASED HIGH PERFORMANCE CERAMIC TILE ADHESIVE



Hand Mixer



Trowel



Plastic Hammer




Steel trowel




**Product Description:** It is a normal hardening cement based ceramic adhesive mortar with reduced slip properties.

**Features:** Water, moisture and impact resistant. The convenience of setting time provides ease of application and labor saving. High adhesion strength. Suitable for ceramic flooring from top to bottom and horizontally. Easy to comb.

PACKING	25.00 kg	-	<b>TOTAL</b>	25.00 kg
	3-5 kg/ m <sup>2</sup>		BARKOD  8680746483446	
CONSUMPTION				SHELF LIFE : 1 Year.
	STORAGE: +5°C / +25°C		APPEREANCE : Powder	

**Application Areas:** It can be applied on surfaces such as concrete, brick and plaster in wet areas such as bathroom, kitchen, in bonding of coating materials such as ceramic, tile, mosaic, decorative brick, natural stone. The surface must be roughened with PROGEL PR before the ceramic bonding applications on the existing ceramic tiles.

**Application Instructions:** The surface must be cured, dry and intact. It should be cleaned from residues such as oil, grease, dirt, paint and salt vomiting which will prevent adhesion. The surface should be rough. If there are significant defects on the surface to be treated, PROREPAIR THIN or PROREPAIR; PROREPAIR PLUS should be used to repair at least 24 hours in advance if the application will be made in environments exposed to high sulphate such as sea water, sewage. Pour 25 kg of PROCERA slowly into 6-7 liters of water and mix with a low speed mixer until no lumps remain. Allow the mortar to mature for 5-10 minutes. Mix again before application. PROCERA Ceramic Adhesive is spread on the surface with a trowel. It is scanned by moving the gear circularly with a trowel. The ceramics are pressed onto the combed mortar and adhered. Joints between the ceramics can be used to get equal filler share. The expired or crusted mortar in the container should be disposed of. Surfaces should be cleaned with a damp cloth. Direct contact of the tiles with water and pedestrian traffic should be avoided for at least 24 hours.



**PROCERA W 410****CEMENT BASED HIGH PERFORMANCE  
WHITE CERAMIC TILE ADHESIVE MORTAR**

Hand Mixer



Trowel




Plastic Hammer



Toothed Trowel



**Features:** Water, moisture and impact resistant. The convenience of setting time provides ease of application and labor saving. High adhesion strength. Suitable for ceramic flooring from top to bottom and horizontally. Easy to comb.

PACKING	A	B	TOTAL
	25.00 kg	-	25.00 kg
CONSUMPTION	3-5 kg/ m <sup>2</sup>		 BARKOD 8680746483453
	SHELF LIFE : 1 Year.		
STORAGE : +5°C / +25°C		APPEARANCE : Powder	

**Product Description:** It is a normal hardening white cement based ceramic adhesive mortar with reduced slip properties.



**Application Areas:** It can be applied on surfaces such as concrete, brick and plaster in wet areas such as bathroom, kitchen, in bonding of coating materials such as ceramic, tile, mosaic, decorative brick, natural stone. The surface must be roughened with PROGEL PR before the ceramic bonding applications on the existing ceramic tiles.


**Application Instructions:** The surface must be cured, dry and intact. It should be cleaned from residues such as oil, grease, dirt, paint and salt vomiting which will prevent adhesion. The surface should be rough. If there are significant defects on the surface to be treated, PROREPAIR THIN or PROREPAIR; PROREPAIR PLUS should be used to repair at least 24 hours in advance if the application will be made in environments exposed to high sulphate such as sea water, sewage. Pour 25 kg of PROCERA slowly into 6-7 liters of water and mix with a low speed mixer until no lumps remain. Allow the mortar to mature for 5-10 minutes. Mix again before application. PROCERA Ceramic Adhesive is spread on the surface with a trowel. It is scanned by moving the gear circularly with a trowel. The ceramics are pressed onto the combed mortar and adhered. Joints between the ceramics can be used to get equal filler share. The expired or crusted mortar in the container should be disposed of. Surfaces should be cleaned with a damp cloth. Direct contact of the tiles with water and pedestrian traffic should be avoided for at least 24 hours.





## PROCERA FLEX 415

CEMENT BASED HIGH PERFORMANCE BIG SIZE  
CERAMIC TILE ADHESIVE MORTAR



Hand Mixer



Trowel



Plastic Hammer




Toothed trowel



**Product Description:** It is a normal hardening flexible cement based ceramic adhesive mortar with reduced slip properties.

**Features:** Water, moisture and impact resistant. Resistant to surface tensions. The convenience of setting time provides ease of application and does not require much labor. High adhesion strength. High adherence. Suitable for ceramic flooring from top to bottom and horizontally. Easy to comb.

PACKING	A	B	TOTAL
	25.00 kg	-	25.00 kg
CONSUMPTION	3-5 kg/ m <sup>2</sup>		 8680746483460
	BARKOD		
SHELF LIFE : 1 Year.		COLOR : Gray	
STORAGE: +5°C / +25°C		APPEARANCE : Powder	


**Application Areas:** It can be applied on surfaces such as concrete, brick and plaster in wet areas such as bathroom, kitchen, in bonding of coating materials such as ceramic, tile, mosaic, decorative brick, natural stone. The surface must be roughened with PROGEL PR before the ceramic bonding applications on the existing ceramic tiles.

**Application Instructions:** The surface must be cured, dry and intact. It should be cleaned from residues such as oil, grease, dirt, paint and salt vomiting which will prevent adhesion. The surface should be rough. If there are significant defects on the surface to be treated, PROREPAIR THIN or PROREPAIR; PROREPAIR PLUS should be used to repair at least 24 hours in advance if the application will be made in environments exposed to high sulphate such as sea water, sewage. Pour 25 kg of PROCERA FLEX slowly into 6-7 liters of water and mix with a low speed mixer until no lumps remain. Allow the mortar to mature for 5-10 minutes. Mix again before application. PROCERA Ceramic Adhesive is spread on the surface with a trowel. It is scanned by moving the gear circularly with a trowel. The ceramics are pressed onto the combed mortar and adhered. Joints between the ceramics can be used to get equal filler share. The expired or crusted mortar in the container should be disposed of. Surfaces should be cleaned with a damp cloth. Direct contact of the tiles with water and pedestrian traffic should be avoided for at least 24 hours.



**PROCERA FLEX W 420**


CEMENT BASED WHITE HIGH PERFORMANCE BIG SIZE CERAMIC TILE ADHESIVE MORTAR



Hand Mixer



Trowel




Plastic Hammer



Toothed trowel



**Features:** Water, moisture and impact resistant. Resistant to surface tensions. The convenience of setting time provides ease of application and does not require much labor. High adhesion strength. High adherence. Suitable for ceramic flooring from top to bottom and horizontally. Easy to comb.

PACKING	25.00 kg	-	<b>TOTAL</b>
			25.00 kg
CONSUMPTION	3-5 kg/ m <sup>2</sup>	BARKOD	 8680746483477
SHELF LIFE	: 1 Year.	COLOR	: White
STORAGE	: +5°C / +25°C	APPEREANCE	: Powder

**Product Description:** It is a normal hardening white flexible cement based ceramic adhesive mortar with reduced slip properties.



**Application Areas:** It can be applied on surfaces such as concrete, brick and plaster in wet areas such as bathroom, kitchen, in bonding of coating materials such as ceramic, tile, mosaic, decorative brick, natural stone. It can be used in wet areas such as swimming pools, water tanks, areas where there are heat changes such as cold storage, underfloor heating systems, terraces and balconies. The surface must be roughened with PROGEL PR before the ceramic bonding applications on the existing ceramic tiles.


**Application Instructions:** The surface must be cured, dry and intact. It should be cleaned from residues such as oil, grease, dirt, paint and salt vomiting which will prevent adhesion. The surface should be rough. If there are significant defects on the surface to be treated, PROREPAIR THIN or PROREPAIR; PROREPAIR PLUS should be used to repair at least 24 hours in advance if the application will be made in environments exposed to high sulphate such as sea water, sewage. Pour 25 kg of PROCERA FLEX W slowly into 6-7 liters of water and mix with a low speed mixer until no lumps remain. Allow the mortar to mature for 5-10 minutes. Mix again before application. PROCERA Ceramic Adhesive is spread on the surface with a trowel. It is scanned by moving the gear circularly with a trowel. The ceramics are pressed onto the combed mortar and adhered. Joints between the ceramics can be used to get equal filler share. The expired or crusted mortar in the container should be disposed of. Surfaces should be cleaned with a damp cloth. Direct contact of the tiles with water and pedestrian traffic should be avoided for at least 24 hours.

## PROCERA FLEX 2K 435

CEMENT BASED DOUBLE COMPONENT HIGH PERFORMANCE ULTRA FLEXIBLE CERAMIC GRANITE ADHESIVE PRODUCT



**Product Description:** It is a high performance, two component, fast drying, deformable cement acrylic based granite adhesive mortar with reduced slip, long working time.



Hand Mixer



Trowel



Plastic Hammer




Roller



Toothed trowel

**Features:** Resistant to water, moisture and impacts due to its polymer component. Extra flexible. B component is resistant to sudden changes in temperature. Resistant to surface tensions. The convenience of setting time provides ease of application and does not require much labor. High adhesion strength. High adherence. Suitable for ceramic flooring from top to bottom and horizontally. Easy to comb.

PACKING	A	B	TOTAL
	25.00 kg	10.00 kg	35.00 kg
CONSUMPTION	3-5 kg/ m <sup>2</sup>		 8680746483484
	SHELF LIFE : 1 Year.		
STORAGE : +5°C / +25°C		APPEARANCE : A : Powder B : Liquid	

**Application Areas:** For bonding ceramic, tile, mosaic, decorative brick, natural stone, etc. coating materials; It can be applied on wet surfaces such as bathrooms, kitchens, surfaces such as concrete, brick and plaster. In wet areas such as pools, water tanks, It can be used easily in areas where there are heat changes such as cold storage, underfloor heating systems, terraces and balconies. The surface must be roughened with PROJEL PR before the existing ceramic bonding applications. Due to its high flexibility, S2 class is used in places with sudden heat changes and heavy pedestrian load traffic such as shopping malls, hospitals, schools.

**Application Instructions:** The surface must be cured, dry and intact. It should be cleaned from residues such as oil, grease, dirt, paint and salt vomiting which will prevent adhesion. The surface should be rough. If there are significant defects on the surface to be treated, PROREPAIR THIN or PROREPAIR; PROREPAIR PLUS should be used to repair at least 24 hours in advance if the application will be made in environments exposed to high sulphate such as sea water, sewage. 25 kg BARS PROCERA FLEX 2 K powder component is slowly poured onto 10 kg B component and mixed with low speed mixer until there are no lumps. Allow the mortar to mature for 5-10 minutes. Mix again before application. The prepared mortar is spread on the surface with a trowel. It is scanned by moving the gear circularly with a trowel. The ceramics are pressed onto the combed mortar and adhered. Joints can be used between the ceramics in order to take the joint filler evenly. The expired or crusted mortar should be disposed of. The surface should be cleaned with a damp cloth. Direct contact of the tiles with water and pedestrian traffic should be avoided for at least 24 hours.





# PROCERA TECH 460

READY TO USE BADIGEON TYPE CERAMIC TILE ADHESIVE & D2TE



Hand Mixer



Trowel



Plastic Hammer




Roller



Toothed trowel



**Features:** Ready to use. It is practical. Thanks to its flexibility, it can tolerate vibrations and deformations. Easy to apply. Provides a clean working environment. High adhesion strength. Resistant to water and moisture. Easy to comb.

PACKING	<b>A</b>	<b>B</b>	<b>TOTAL</b>
	15.00 kg	-	15.00 kg
CONSUMPTION	One layer 2-3 kg/ m <sup>2</sup> Two layers 3-4 kg/ m <sup>2</sup>	BARKOD	 8680746483491
	SHELF LIFE : 1 Year.		
STORAGE : +5°C / +25°C	APPEARANCE : Paste		



**Product Description:** It is a flexible, mold and fungus resistant, water repellent, ready to use, acrylic based ceramic adhesive and joint filler product suitable for 1-6 mm joint gap.



**Application Areas :** It is used for bonding of coating materials such as ceramic, tile, mosaic, decorative brick, natural stone. It can be applied on rough surfaces such as concrete, brick, plaster. It can be used in wet areas such as bathrooms, kitchens. It can be used in horizontal and vertical applications.

**Application Instructions:** The surface must be cured, dry and intact. It should be cleaned from residues such as oil, grease, dirt, paint and salt vomiting which will prevent adhesion. The surface should be rough. If there are significant defects on the surface to be treated, PROREPAIR THIN or PROREPAIR; PROREPAIR PLUS should be used to repair at least 24 hours in advance if the application will be made in environments exposed to high sulphate such as sea water, sewage. Ready to use. PROCERA TECH Adhesive must be mixed with low speed mixer in the bucket. The product is spread on the surface with a flat steel trowel. It is scanned according to tile size by moving it circularly with toothed trowel. The ceramics are pressed onto the combed mortar and adhered. Force is applied with rubber hammer for strong adhesion. Joints between the ceramics can be used to get equal filler share. The surface should be cleaned with a damp cloth. Direct contact of the tiles with water for at least 24 hours should be avoided. The expired or crusted mortar should be disposed of.



# PROEPO MAX 440

EPOXY BASED CERAMIC TILE ADHESIVE & JOINT FILLER



Hand Mixer



Filler Trowel



Plastic Hammer



Roller




Toothed Trowel



**Product Description:** Solvent free epoxy based, developed, resistant to dilute chemicals joint sealant and ceramic adhesive product.

**Features:** It is practical. Easy to apply. It is thixotropic. Suitable for joints up to 10 mm. Provides a clean working environment. High adhesion strength. Resistant to water, moisture and chemicals. Easy to comb. Used in indoor and outdoor. Suitable for heavy traffic. It has high mechanical strength. Suitable for use in swimming pools. Resistant to freeze-thaw cycle.

PACKING	A	B	TOTAL
	4.5 kg	0.500 kg	5.00 kg
CONSUMPTION	One layer 2-3 kg/ m <sup>2</sup>		 8680746483507
	Two layers 3-4 kg/ m <sup>2</sup>		
SHELF LIFE : 1 Year.			COLOR : White
STORAGE: +5°C / +25°C			APPEREANCE : Fluid

**Application Areas:** Sticking BARS Dilatation Band, bonding metal profiles to concrete, food industry (milk, beer, wine, meat integrated facilities, slaughterhouse, cafeteria and restaurants), textile, electronic industry facilities, hospitals, laboratories and pharmaceutical industry, such as hygiene facilities, laboratory workbenches, commercial kitchen work surfaces, swimming pools containing salt or thermal water, and waste water treatment plants for filling floor and wall joints, ceramic, tile, mosaic, decorative bricks, natural stone, such as the bonding of coating materials. It can be applied on rough surfaces such as concrete, brick, plaster in wet areas such as bathrooms, kitchens. It can be used in horizontal and vertical applications.

**Application Instructions:** The surface must be cured, dry and intact. It should be cleaned from residues such as oil, grease, dirt, paint and salt vomiting which will prevent adhesion. The surface should be rough. If there are significant defects on the surface to be treated, PROREPAIR THIN or PROREPAIR; PROREPAIR PLUS should be used to repair at least 24 hours in advance if the application will be made in environments exposed to high sulphate such as sea water, sewage. At low temperatures, an increase in the viscosity of the product may occur. For this reason, component A and component B should be allowed to stand at room temperature (23 ± 3 °C) for 1 day before mixing.

**As the adhesive:** PROEPO MAX bucket A and B components should be mixed with a medium speed mixer at 400-600 rpm until a homogenous mixture is achieved. It is spread on the surface with a flat steel trowel. It is scanned according to tile size by moving it circularly with toothed trowel. The ceramics are pressed onto the combed mortar and adhered. Force is applied with rubber hammer for strong adhesion. Joints between the ceramics can be used to get equal filler share. After waiting for 20 - 40 minutes, the excess is cleaned with hot soapy water and sponge and the surface is finalized. Directly contacted tiles with water should be avoided for at least 24 hours. The expired or crusted mortar in the container should be disposed of.

**As joint sealant:** After the ceramics are bonded and dried, the mortar prepared should be spread on the surface and filled with rubber edged trowel with cross movements in the joint gaps and the excess should be removed from the surface. The residues on the ceramic are cleaned again with hot soapy water after about 6 hours.




# PROFUGA 445

CEMENT BASED SILICONE JOINT FILLING MORTAR CGI



**Features:** Water, moisture and impact resistant. Due to its silicone content, it is water repellent. High adhesion strength. Suitable for 1-6 mm joint gap. High adherence. Provides smooth surface.



PACKING	<b>A</b>		<b>TOTAL</b>
	5.00 kg 20.00 kg	-	5.00 kg 20.00 kg
CONSUMPTION	Varies depending on the size of the ceramic and joint width.		
	BARKOD		8680746483514
SHELF LIFE : 1 Year.		COLOR : Bars Color Chart	
STORAGE : +5°C / +25°C		APPEARANCE : Powder	

**Product Description:** It is a cement based, silicone added joint filling material suitable for 1-6 mm joint gap.




**Application Areas:** It is used for filling of 1-6 mm joint gaps of ceramic, marble, natural stone, glass mosaic in interior spaces, floor and wall. It can be used safely in bathrooms, kitchens, balconies and terraces.

**Application Instructions:** Joint gaps should be dry and sound. The tile adhesive must be completely dry. It should be cleaned from residues such as oil, grease, dirt, paint and salt vomiting which will prevent adhesion. In hot and dry environment, joints should be moistened with water before application. Slowly pour 20 kg of PROFUGA into 4-4.5 liters of water and mix with a low speed mixer until no lumps remain. Adding water more or less than specified may cause cracking, dusting and color defects. Allow the mortar to mature for 5-10 minutes. Mix again before application. Contact with water should be avoided until the ceramics are bonded and dried. The prepared mortar should be spread over the surface by filling with rubber edged trowel with cross movements and the excess should be removed from the surface. When the joint filling material is dry, the surface should be cleaned with a damp sponge in a circular motion. Clean the application tools with water. The expired or crusted mortar in the container should be disposed of. After application, hands and application tools should be washed with plenty of water.



# PROFUGA FLEX 1-6 mm 455

CEMENT BASED FLEX SILICONE  
JOINT FILLING MORTAR CG1



Hand Mixer



Trowel



Filler Trowel




Sponge Cloth



**Product Description:** It is a cement based, silicone added flexible joint filling material suitable for 1-6 mm joint gap.

**Features:** Water, moisture and impact resistant. Due to its silicone content, it is water repellent. High adhesion strength. Suitable for 1-6 mm joint gap. High adherence. Provides smooth surface

PACKING	<b>A</b>		
	5.00 kg 20.00 kg	-	-
CONSUMPTION	Varies depending on the size of the ceramic and joint width.		
	BARKOD	 8680746483521	
SHELF LIFE : 1 Year.		COLOR : Bars Color Chart	
STORAGE : +5°C / +25°C		APPEREANCE : Powder	

**Application Areas:** It is used for filling of 1-6 mm joint gaps of ceramic, marble, natural stone, glass mosaic in interior spaces, floor and wall. It can be used safely in bathrooms, kitchens, balconies and terraces.

**Application Instructions:** Joint gaps should be dry and sound. The tile adhesive must be completely dry. It should be cleaned from residues such as oil, grease, dirt, paint and salt vomiting which will prevent adhesion. In hot and dry environment, joints should be moistened with water before application. Slowly pour 20 kg of PROFUGA FLEX into 4-4.5 liters of water and mix with a low speed mixer until no lumps remain. Adding water more or less than specified may cause cracking, dusting and color defects. Allow the mortar to mature for 5-10 minutes. Mix again before application. Contact with water should be avoided until the ceramics are bonded and dried. The prepared mortar should be spread over the surface by filling with rubber edged trowel with cross movements and the excess should be removed from the surface. When the joint filling material is dry, the surface should be cleaned with a damp sponge in a circular motion. Clean the application tools with water. The expired or crusted mortar in the container should be disposed of. After application, hands and application tools should be washed with plenty of water.




# PROFUGA MAX 2-20mm 456

CEMENT BASED FLEX SILICONE JOINT FILLING MORTAR CG1



**Features:** Water, moisture and impact resistant. Due to its silicone content, it is water repellent. High adhesion strength. Suitable for 2-20 mm joint gap. High adherence. Provides smooth surface.

PACKING	<b>A</b>		
	5.00 kg	-	-
CONSUMPTION	Varies depending on the size of the ceramic and joint width.		
	BARKOD	 8680746484290	
SHELF LIFE : 1 Year.		COLOR : Bars Color Chart	
STORAGE : +5°C / +25°C		APPEARANCE : Powder	



**Product Description:** It is a cement based, silicone added flexible joint filling material suitable for 2-20 mm joint gap.




**Application Areas:** It is used for filling of 2-20 mm joint gaps of ceramic, marble, natural stone, glass mosaic in interior spaces, floor and wall. It can be used safely in bathrooms, kitchens, balconies and terraces.



**Application Instructions:** Joint gaps should be dry and sound. The tile adhesive must be completely dry. It should be cleaned from residues such as oil, grease, dirt, paint and salt vomiting which will prevent adhesion. In hot and dry environment, joints should be moistened with water before application. Slowly pour 20 kg of PROFUGA MAX into 4-4.5 liters of water and mix with a low speed mixer until no lumps remain. Adding water more or less than specified may cause cracking, dusting and color defects. Allow the mortar to mature for 5-10 minutes. Mix again before application. Contact with water should be avoided until the ceramics are bonded and dried. The prepared mortar should be spread over the surface by filling with rubber edged trowel with cross movements and the excess should be removed from the surface. When the joint filling material is dry, the surface should be cleaned with a damp sponge in a circular motion. Clean the application tools with water. The expired or crusted mortar in the container should be disposed of. After application, hands and application tools should be washed with plenty of water.

## PROFUGA POOL 447

CEMENT BASED HIGH PERFORMANCE FLEXIBLE JOINT FILLING MORTAR CG2WA



Hand Mixer



Trowel



Filler Trowel




Sponge Cloth



**Product Description:** Cement based, joint filling material suitable for resistnat to mold and fungus formation, flexible, suitable for 1-6 mm joint gaps, developed for pools.

**Features:** It is resistant to fungal and mold growth. Resistant to water, moisture and impacts. Water repellent. Suitable for 1-6 mm joint spacing. It has high bonding strength. Adherence is high. Provides smooth surface

PACKING	A	TOTAL	
	5.00 kg 20.00 kg		5.00 kg 20.00 kg
CONSUMPTION	Varies depending on the size of the ceramic and joint width.		BAR KOD
			 8680746484306
SHELF LIFE : 1 Year.		COLOR : Bars Color Chart	
STORAGE : +5°C / +25°C		APPEREANCE : Powder	

**Application Areas:** It is used for filling 1-6 mm joint gaps of coating materials such as ceramics, marble, natural stone, glass mosaic in the interior, on the floor and on the wall. Used safely in areas such as bathrooms, kitchens, balconies, terraces. It provides excellent results in horizontal and vertical applications where there is sudden heat conversion such as pool, water tank, sauna, hot spring, bath, in places with wet heat, bottom heating system.

**Application Instructions:** Joints must be dry and solid. The tile adhesive should be completely dry. Remove oil, grease, dirt, paint and salt vapors that would prevent adhesion. In hot and dry conditions, the joints must be moistened with water before application. Gently drain 20 kg of PROFUGA POOL into 4-4,5 lt of water and mix with low speed mixer until there is no lump. If the water is more or less than specified, it may cause cracking, dusting and color defects. Allow the mortar to mature for 5-10 minutes. It is mixed again before starting the application. Contact with water should be avoided until the ceramics are dry. Fill the prepared mortar on the surface and fill the joints with the rubber-edged filler trowel by crossing mortar. When the joint sealant is dry, the surface should be cleaned with a circular sponge. Clean the application tools with water. The expired or crusted mortar in the container must be disposed of. After application, hands and application tools should be washed with plenty of water.





# PROFUGA ANT 450

CEMENT BASED ANTIBACTERIAL JOINT FILLING MORTAR



**Features:** Water, moisture and impact resistant. High adhesion strength. High adherence. Provides smooth surface. Prevents mold and fungus.

PACKING	<b>A</b>		<b>TOTAL</b>
	5.00 kg 20.00 kg		5.00 kg 20.00 kg
CONSUMPTION	Varies depending on the size of the ceramic and joint width.		
	BARKOD		8680746483538
SHELF LIFE	: 1 Year.		COLOR : Bars Color Chart
STORAGE	: +5°C / +25°C		APPEREANCE : Powder

**Product Description:** It is a cement based, antibacterial joint filling material suitable for 1-6 mm joint gap.




**Application Areas:** It is used for filling of 1-6 mm joint gaps of ceramic, marble, natural stone, glass mosaic in interior spaces, floor and wall. It can be used safely in bathrooms, kitchens, balconies and terraces.



**Application Instructions:** Joint gaps should be dry and sound. The tile adhesive must be completely dry. It should be cleaned from residues such as oil, grease, dirt, paint and salt vomiting which will prevent adhesion. In hot and dry environment, joints should be moistened with water before application. Slowly pour 20 kg of PROFUGA ANT into 4-4.5 liters of water and mix with a low speed mixer until no lumps remain. Adding water more or less than specified may cause cracking, dusting and color defects. Allow the mortar to mature for 5-10 minutes. Mix again before application. Contact with water should be avoided until the ceramics are bonded and dried. The prepared mortar should be spread over the surface by filling with rubber edged trowel with cross movements and the excess should be removed from the surface. When the joint filling material is dry, the surface should be cleaned with a damp sponge in a circular motion. Clean the application tools with water. The expired or crusted mortar in the container should be disposed of. After application, hands and application tools should be washed with plenty of water.

# PROMARBLE 470

CEMENT BASED HIGH PERFORMANCE GRANITE & MARBLE ADHESIVE MORTAR C2T



Hand Mixer



Trowel



Plastic Hammer



Toothed Trowel

**Features:** High performance. Water, moisture and impact resistant. The convenience of setting time provides ease of application and does not require much labor. High adhesion strength. High adherence. Suitable for ceramic flooring from top to bottom and horizontally. Easy to comb.

**Product Description:** Cement based, high performance, gray colored granite and marble adhesive mortar.

PACKING	5.00 kg	-	<b>TOTAL</b>
	10.00 kg		5.00 kg
	25.00 kg		10.00 kg
CONSUMPTION	3-5 kg/ m <sup>2</sup>		25.00 kg
BARKOD	8680746483545		
SHELF LIFE : 1 Year.		COLOR : Gray	
STORAGE : +5°C / +25°C		APPEREANCE : Powder	


**Application Areas:** In bonding ceramic, tile, marble, granite, natural granite, mosaic, decorative brick, natural stone, etc. coating materials; It can be applied on wet surfaces such as bathrooms, kitchens, surfaces such as concrete, brick and plaster. The surface must be roughened with PROJEL PR before the existing ceramic bonding applications.

**Application Instructions:** The surface must be cured, dry and intact. It should be cleaned from residues such as oil, grease, dirt, paint and salt vomiting which will prevent adhesion. The surface should be rough. If there are significant defects on the surface to be treated, PROREPAIR THIN or PROREPAIR; PROREPAIR PLUS should be used to repair at least 24 hours in advance if the application will be made in environments exposed to high sulphate such as sea water, sewage. Pour 25 kg of PROMARBLE slowly into 6-7 liters of water and mix with a low speed mixer until no lumps remain. Allow the mortar to mature for 5-10 minutes. Mix again before application. PROMARBLE is spread on the surface with a trowel. It is scanned by moving the gear circularly with a trowel. The ceramics are pressed onto the combed mortar and adhered. Joints can be used between the ceramics in order to take the joint filler evenly. The expired or crusted mortar should be disposed of. Surfaces should be cleaned with a damp cloth. Avoid contacting the tiles with water for at least 24 hours.



**PROMARBLE W 475**

CEMENT BASED HIGH PERFORMANCE GRANITE &amp; MARBLE ADHESIVE MORTAR C2T WHITE



Hand Mixer



Trowel




Plastic Hammer



Toothed Trowel



**Features:** High performance. Water, moisture and impact resistant. The convenience of setting time provides ease of application and does not require much labor. High adhesion strength. High adherence. Suitable for ceramic flooring from top to bottom and horizontally. Easy to comb.

PACKING	A	B	TOTAL
	25.00 kg	-	25.00 kg
CONSUMPTION	3-5 kg/ m <sup>2</sup>		 BARKOD 8680746483552
	SHELF LIFE : 1 Year.		
STORAGE: +5°C / +25°C		APPEARANCE : Powder	



**Product Description:** Cement based, high performance, white colored granite and marble adhesive mortar.



**Application Areas:** In bonding ceramic, tile, marble, granite, natural granite, mosaic, decorative brick, natural stone, etc. coating materials; It can be applied on wet surfaces such as bathrooms, kitchens, surfaces such as concrete, brick and plaster. The surface must be roughened with PROJEL PR before the existing ceramic bonding applications.

**Application Instructions:** The surface must be cured, dry and intact. It should be cleaned from residues such as oil, grease, dirt, paint and salt vomiting which will prevent adhesion. The surface should be rough. If there are significant defects on the surface to be treated, PROREPAIR THIN or PROREPAIR; PROREPAIR PLUS should be used to repair at least 24 hours in advance if the application will be made in environments exposed to high sulphate such as sea water, sewage. Pour 25 kg of PROMARBLE slowly into 6-7 liters of water and mix with a low speed mixer until no lumps remain. Allow the mortar to mature for 5-10 minutes. Mix again before application. PROMARBLE is spread on the surface with a trowel. It is scanned by moving the gear circularly with a trowel. The ceramics are pressed onto the combed mortar and adhered. Joints can be used between the ceramics in order to take the joint filler evenly. The expired or crusted mortar should be disposed of. Surfaces should be cleaned with a damp cloth. Avoid contacting the tiles with water for at least 24 hours.





## PROMARBLE FLEX 480

CEMENT BASED HIGH PERFORMANCE LARGE SIZE GRANITE & MARBLE ADHESIVE MORTAR C2TE



Hand Mixer



Trowel




Plastic Hammer



Toothed Trowel

**Features:** High performance. Water, moisture and impact resistant. The convenience of setting time provides ease of application and does not require much labor. High adhesion strength. High adherence. Suitable for ceramic flooring from top to bottom and horizontally. Easy to comb.

**Product Description:** Cement based, high performance, gray colored flexible granite and marble adhesive mortar.

	A	B	TOTAL
PACKING	25.00 kg	-	25.00 kg
CONSUMPTION	3-5 kg/m <sup>2</sup>		
		BARKOD	 8680746483569
SHELF LIFE	: 1 Year.		COLOR : Gray
STORAGE	: +5°C / +25°C		APPEARANCE : Powder

**Application Areas:** In bonding ceramic, tile, marble, granite, natural granite, mosaic, decorative brick, natural stone, etc. coating materials; It can be applied on wet surfaces such as bathrooms, kitchens, surfaces such as concrete, brick and plaster. The surface must be roughened with PROJEL PR before the existing ceramic bonding applications.

**Application Instructions:** The surface must be cured, dry and intact. It should be cleaned from residues such as oil, grease, dirt, paint and salt vomiting which will prevent adhesion. The surface should be rough. If there are significant defects on the surface to be treated, PROREPAIR THIN or PROREPAIR; PROREPAIR PLUS should be used to repair at least 24 hours in advance if the application will be made in environments exposed to high sulphate such as sea water, sewage. Pour 25 kg of PROMARBLE slowly into 6-7 liters of water and mix with a low speed mixer until no lumps remain. Allow the mortar to mature for 5-10 minutes. Mix again before application. PROMARBLE is spread on the surface with a trowel. It is scanned by moving the gear circularly with a trowel. The ceramics are pressed onto the combed mortar and adhered. Joints can be used between the ceramics in order to take the joint filler evenly. The expired or crusted mortar should be disposed of. Surfaces should be cleaned with a damp cloth. Avoid contacting the tiles with water for at least 24 hours.



**PROMARBLE FLEX W 485**

CEMENT BASED HIGH PERFORMANCE LARGE SIZE GRANITE &amp; MARBLE WHITE ADHESIVE MORTAR C2TE



Hand Mixer



Trowel




Plastic Hammer



Toothed Trowel



**Features:** High performance. Water, moisture and impact resistant. The convenience of setting time provides ease of application and does not require much labor. High adhesion strength. High adherence. Suitable for ceramic flooring from top to bottom and horizontally. Easy to comb.

PACKING	A	B	TOTAL
	5.00 kg 10.00 kg 25.00 kg	-	5.00 kg 10.00 kg 25.00 kg
CONSUMPTION	3-5 kg/ m <sup>2</sup>		BARKOD
			 8680746483576
SHELF LIFE : 1 Year.		COLOR : White	
STORAGE : +5°C / +25°C		APPEARANCE : Powder	

**Product Description:** Cement based, high performance, white colored flexible granite and marble adhesive mortar.



**Application Areas:** In bonding ceramic, tile, marble, granite, natural granite, mosaic, decorative brick, natural stone, etc. coating materials; It can be applied on wet surfaces such as bathrooms, kitchens, surfaces such as concrete, brick and plaster. The surface must be roughened with PROJEL PR before the existing ceramic bonding applications.

**Application Instructions:** The surface must be cured, dry and intact. It should be cleaned from residues such as oil, grease, dirt, paint and salt vomiting which will prevent adhesion. The surface should be rough. If there are significant defects on the surface to be treated, PROREPAIR THIN or PROREPAIR; PROREPAIR PLUS should be used to repair at least 24 hours in advance if the application will be made in environments exposed to high sulphate such as sea water, sewage. Pour 25 kg of PROMARBLE FLEX W slowly into 6-7 liters of water and mix with a low speed mixer until no lumps remain. Allow the mortar to mature for 5-10 minutes. Mix again before application. PROMARBLE FLEX W is spread on the surface with a trowel. It is scanned by moving the gear circularly with a trowel. The ceramics are pressed onto the combed mortar and adhered. Joints can be used between the ceramics in order to take the joint filler evenly. The expired or crusted mortar should be disposed of. Surfaces should be cleaned with a damp cloth. Avoid contacting the tiles with water for at least 24 hours.



# PROMARBLE MAX 490

CEMENT BASED HIGH PERFORMANCE FLEXIBLE GRANITE & MARBLE ADHESIVE MORTAR C2TES1



Hand Mixer



Trowel




Plastic Hammer



Toothed Trowel

**Features:** High performance. Water, moisture and impact resistant. The convenience of setting time provides ease of application and does not require much labor. High adhesion strength. High adherence. Suitable for ceramic flooring from top to bottom and horizontally. Easy to comb.

**Product Description:** It is cement based, high performance, flexible, reduced slip, deformable, gray colored granite and marble bonding mortar.


PACKING	A	B	TOTAL
	25.00 kg	-	25.00 kg
CONSUMPTION	3-5 kg/m <sup>2</sup>		
BARKOD	 8680746483583		
SHELF LIFE : 1 Year.		COLOR : Gray	
STORAGE : +5°C / +25°C		APPEREANCE : Powder	

**Application Areas:** In bonding ceramic, tile, marble, granite, natural granite, mosaic, decorative brick, natural stone, etc. coating materials; It can be applied on wet surfaces such as bathrooms, kitchens, surfaces such as concrete, brick and plaster. The surface must be roughened with PROJEL PR before the existing ceramic bonding applications.

**Application Instructions:** The surface must be cured, dry and intact. It should be cleaned from residues such as oil, grease, dirt, paint and salt vomiting which will prevent adhesion. The surface should be rough. If there are significant defects on the surface to be treated, PROREPAIR THIN or PROREPAIR; PROREPAIR PLUS should be used to repair at least 24 hours in advance if the application will be made in environments exposed to high sulphate such as sea water, sewage. Pour 25 kg of PROMARBLE MAX slowly into 6-7 liters of water and mix with a low speed mixer until no lumps remain. Allow the mortar to mature for 5-10 minutes. Mix again before application. PROMARBLE MAX is spread on the surface with a trowel. It is scanned by moving the gear circularly with a trowel. The ceramics are pressed onto the combed mortar and adhered. Joints can be used between the ceramics in order to take the joint filler evenly. The expired or crusted mortar should be disposed of. Surfaces should be cleaned with a damp cloth. Avoid contacting the tiles with water for at least 24 hours.





**PROMARBLE MAX W 495****CEMENT BASED HIGH PERFORMANCE FLEXIBLE GRANITE & MARBLE WHITE ADHESIVE MORTAR C2TES1**

Hand Mixer



Trowel




Plastic Hammer



Toothed Trowel



**Features:** High performance. Water, moisture and impact resistant. The convenience of setting time provides ease of application and does not require much labor. High adhesion strength. High adherence. Suitable for ceramic flooring from top to bottom and horizontally. Easy to comb.

PACKING	A		TOTAL
		25.00 kg	-
CONSUMPTION	3-5 kg/ m <sup>2</sup>		 BARKOD 8680746483590
	SHELF LIFE : 1 Year.		
STORAGE: +5°C / +25°C		APPEARANCE : Powder	



**Product Description:** It is cement based, high performance, flexible, reduced slip, deformable, white colored granite and marble bonding mortar.



**Application Areas:** In bonding ceramic, tile, marble, granite, natural granite, mosaic, decorative brick, natural stone, etc. coating materials; It can be applied on wet surfaces such as bathrooms, kitchens, surfaces such as concrete, brick and plaster. The surface must be roughened with PROJEL PR before the existing ceramic bonding applications.

**Application Instructions:** The surface must be cured, dry and intact. It should be cleaned from residues such as oil, grease, dirt, paint and salt vomiting which will prevent adhesion. The surface should be rough. If there are significant defects on the surface to be treated, PROREPAIR THIN or PROREPAIR; PROREPAIR PLUS should be used to repair at least 24 hours in advance if the application will be made in environments exposed to high sulphate such as sea water, sewage. Pour 25 kg of PROMARBLE MAX W slowly into 6-7 liters of water and mix with a low speed mixer until no lumps remain. Allow the mortar to mature for 5-10 minutes. Mix again before application. PROMARBLE MAX W is spread on the surface with a trowel. It is scanned by moving the gear circularly with a trowel. The ceramics are pressed onto the combed mortar and adhered. Joints can be used between the ceramics in order to take the joint filler evenly. The expired or crusted mortar should be disposed of. Surfaces should be cleaned with a damp cloth. Avoid contacting the tiles with water for at least 24 hours.

# PROFUGA TECH 461


READY TO USE ULTRA FLEXIBLE JOINT FILLER



Sponge Cloth



Filling Trowel



Hand Mixer




Trowel



**Product Description:** It is a flexible, mold and fungus resistant, water repellent, ready to use, acrylic based, joint filler product suitable for 2-10 mm joint spacing.

**Features:** Ready to use. It is practical. Thanks to its flexibility, it can tolerate vibrations and deformations. Easy to apply. Provides a clean working environment. High adhesion strength. Resistant to water and moisture. Easy to comb.

PACKING	A	B	TOTAL
	3.00 kg	-	3.00 kg
CONSUMPTION	Variable		 8680746484467
BARKOD			
SHELF LIFE : 1 Year.		COLOR : Contact us	
STORAGE : +5°C / +25°C		APPEREANCE : Fluid	

**Application Instructions:** It is used for filling joints of ceramic, tile, mosaic, decorative brick, natural stone.

**Application Instructions:** The surface must be cured, dry and intact. It should be cleaned from residues such as oil, grease, dirt, paint and salt vomiting which will prevent adhesion. After the ceramic adhesive is cured, the application of PROFUGA TECH is carried out. Ready to use. PROFUGA TECH should be mixed with the mixer before application. Ceramics should be glued and contact with water should be avoided until it dries. The prepared mortar should be spread over the surface with a rubber edged trowel and filled into the joint joints with cross movements and the surpluses should be removed from the surface. When the joint filling material is dry, the surface should be cleaned with a damp sponge in a circular motion. Clean the application tools with water. The expired or crusted mortar in the container must be disposed of. Wash hands and application tools after application. The bonded tiles should not be exposed to direct water for at least 24 hours.



**PROMARBLE ULTRA MAX W 497**

CEMENT BASED HIGH PERFORMANCE ULTRA FLEXIBLE GRANITE &amp; MARBLE ADHESIVE MORTAR C2TE S2 WHITE



Hand Mixer



Trowel




Plastic Hammer




Toothed Trowel



**Features:** It is ultra flexible. Water, moisture and impact resistant. Maximum performance. The convenience of setting time provides ease of application and does not require much labor. High adhesion strength. High adherence. Suitable for ceramic flooring from top to bottom and horizontally. Easy to comb.

PACKING	A	B	TOTAL
	25.00 kg	-	25.00 kg
CONSUMPTION	3-5 kg/ m <sup>2</sup>		 BARKOD 8680746484641
SHELF LIFE : 1 Year.	COLOR : White		
STORAGE : +5°C / +25°C	APPEARANCE : Powder		



**Product Description:** It is cement based, high performance, flexible, reduced slip, deformable, white colored granite and marble bonding mortar.



**Application Instructions:** In bonding ceramic, tile, marble, granite, natural granite, mosaic, decorative brick, natural stone, etc. coating materials; It can be applied on wet surfaces such as bathrooms, kitchens, surfaces such as concrete, brick and plaster. The surface must be roughened with PROJEL PR before the existing ceramic bonding applications.

**Application Instructions:** The surface must be cured, dry and intact. It should be cleaned from residues such as oil, grease, dirt, paint and salt vomiting which will prevent adhesion. The surface should be rough. If there are significant defects on the surface to be treated, PROREPAIR THIN or PROREPAIR; PROREPAIR PLUS should be used to repair at least 24 hours in advance if the application will be made in environments exposed to high sulphate such as sea water, sewage. Pour 25 kg of PROMARBLE ULTRA MAX W slowly into 6-7 liters of water and mix with a low speed mixer until no lumps remain. Allow the mortar to mature for 5-10 minutes. Mix again before application. PROMARBLE ULTRA MAX W is spread on the surface with a trowel. It is scanned by moving the gear circularly with a trowel. The ceramics are pressed onto the combed mortar and adhered. Joints can be used between the ceramics in order to take the joint filler evenly. The expired or crusted mortar should be disposed of. Surfaces should be cleaned with a damp cloth. Avoid contacting the tiles with water for at least 24 hours.



# **TECHNICAL PLASTERS AND MORTARS**

- 105 - Prolevel 515
- 106 - Prolevel G 517
- 107 - Promet Pr 521
- 108 - Prorepair Thin 505
- 109 - Prorepair 501
- 110 - Prorepair Plus 510
- 111 - Proplaster 525
- 112 - Bars Tekno 3d 1020
- 113 - Promet Grout 523
- 114 - Progrout 520
- 115 - Progrout Speed 530
- 116 - Progas Concrete 535
- 117 - Probrick Adhesive 536
- 118 - Procure 570
- 119 - Procure P 575
- 120 - Prodeco 580
- 121 - Prodeco Powder 585
- 122 - Prodeco Polish 590
- 123 - Prohidro 565
- 124 - Prohidro Injection 566
- 125 - Prohidro Plaster 567
- 126 - Prohidro Repair 568
- 127 - Proall Ext 1002
- 128 - Prokim 595
- 129 - Proall Purpose 1001
- 130 - Prodec Plaster 1003
- 131 - Prodec Plaster L 1005
- 132 - Promachine Plaster 1007
- 133 - Procor 1008
- 134 - Proşap 1009
- 135 - Proconcrete 1010




# PROLEVEL 515

## CEMENT BASED SELF-LEVELLING SCREED



**Features:** Suitable for floors exposed to moderate and heavy pedestrian traffic. Spreads automatically to the balance. Suitable for application of 1-10 mm thickness without shrinkage crack formation. Resistant to abrasion. It has high adherence due to its special polymer.

PACKING	<b>A</b>	<b>B</b>	<b>TOTAL</b>
	25.00 kg	-	25.00 kg
CONSUMPTION	1,3-1,5 kg/ m <sup>2</sup> (1mm)		BARKOD
			 8680746483644
SHELF LIFE : 1 Year.		COLOR : Grey	
STORAGE: +5°C / +25°C		APPEREANCE : Powder	



**Product Description:** It is a cement based, self-leveling screed containing hyper plasticizers that can be applied between 1-10 mm in a single layer and can provide easy application



**Application Areas:** It is used to create a solid and smooth floor against abrasion and dusting on the surfaces exposed to medium and heavy traffic of all buildings before final coating. It can be use on PVC, laminate flooring, wood, carpet, under the ceramic coating, after floor insulation, cement-based surfaces to smooth.

**Application Instructions:** The surface must be cured, dry and intact. Oil, grease, dirt, paint, salt and vomiting should be removed from the surface to prevent adhesion. The surface should be roughened. Cracked and hollow areas on the surface should be repaired by PROREPAIR THIN or PROREPAIR; PROREPAIR PLUS should be used to repair at least 24 hours in advance if the application will be made in environments exposed to high sulphate such as sea water, sewage. Slowly pour 25 kg of PROLEVEL onto 6 -7 lt water and mix with low speed mixer until there is no lump. Allow the mortar to mature for 3-5 minutes. Mix again before application. The prepared mortar is poured onto the surface starting from a corner and spreading by itself. The thickness of the selfleveling mortar should be adjusted with a steel trowel. Smooth the surface with a spiked roller to prevent air bubbles. If coating is to be applied, it can be done after 24 hours. It is recommended that the process be completed within a maximum of 15-20 minutes for maximum utilization of the product due to its expansion properties. Expired mortar should be disposed of.

# PROLEVEL G 517

## CALCIUM SILPHATE BASED SELF-LEVELLING SCREED



Squeegee




Hand Mixer



Trowel




Roller



**Product Description:** It is a calcium sulphate based, self-leveling screed that can be applied between 1.5-50 mm in a single layer, providing easy application, containing hyper plasticizers.

**Features:** With PROLEVEL G, a flat surface is always obtained. Stable, does not shrink and does not crack. It is a tension-free product. Suitable for floors exposed to moderate and heavy pedestrian traffic. Spreads automatically to the balance. Suitable for 1.5-20mm thickness application without shrinkage crack formation. Resistant to abrasion. Thanks to its special polymer, it has high adherence.

PACKING	<b>A</b>	<b>B</b>	<b>TOTAL</b>
	25.00 kg	-	25.00 kg
CONSUMPTION	1,3-1,5 kg/ m <sup>2</sup>		 BARKOD : 8680746484658
<b>SHELF LIFE</b> : 1 Year.		<b>COLOR</b> : Grey	
<b>STORAGE</b> : +5°C / +25°C		<b>APPERANCE</b> : Powder	

**Application Areas:** It is used to create a solid and smooth floor against abrasion and dusting on the surfaces exposed to medium and heavy traffic of all buildings before final coating. It can be use on PVC, laminate flooring, wood, carpet, under the ceramic coating, after floor insulation, cement-based surfaces to smooth.

**Application Instructions:** The surface must be cured, dry and intact. Oil, grease, dirt, paint, salt and vomiting should be removed from the surface to prevent adhesion. The surface should be roughened. Cracked and hollow areas on the surface should be repaired by PROREPAIR THIN or PROREPAIR; PROREPAIR PLUS should be used to repair at least 24 hours in advance if the application will be made in environments exposed to high sulphate such as sea water, sewage. Slowly pour 25 kg of PROLEVEL G onto 5 -6 lt water and mix with low speed mixer until there is no lump. Allow the mortar to mature for 3-5 minutes. Mix again before application. The prepared mortar is poured onto the surface starting from a corner and spreading by itself. The thickness of the selfleveling mortar should be adjusted with a steel trowel. Smooth the surface with a spiked roller to prevent air bubbles. If coating is to be applied, it can be done after 24 hours. It is recommended that the process be completed within a maximum of 15-20 minutes for maximum utilization of the product due to its expansion properties. Expired mortar should be disposed of.





# PROMET PR 521

## PRIMER FOR METILMETACRYLATE BASED PRODUCTS



Hand Mixer




Roller



Trowel




**Features:** It is MMA based. Can be applied indoors and outdoors. Very long lasting and durable. It is easy to apply. Resistant to atmospheric conditions. Single component. As the surface is impregnated, it prevents dusting. It increases the adherence very much on the applied surface.

PACKING	<b>A</b>	<b>B</b>	<b>TOTAL</b>
	15.00 kg	-	15.00 kg
CONSUMPTION	200-300 gr/ m <sup>2</sup>		BARKOD  8680746484634
	SHELF LIFE : 1 Year.		
STORAGE : +5°C / +25°C		APPEARANCE : Liquid	



**Product Description:** MMA based, solvent free, air drying, transparent impregnation, surface protection and primer resin.



**Application Areas:** In airports (runways, aprons), ports and shipyards, all kinds of industrial areas, workshops and warehouses, inner and outer roads, bridges, viaducts, pedestrian roads, shopping centers and hospitals, all historical monuments (mosques, churches, castles, columns, temple, sculpture, etc.), prefabricated buildings, concrete, natural stone, asphalt surfaces, used as a primer before PROMET application

**Application Instructions:** Surfaces must be clean, smooth, firm and free from all kinds of dust, oil, dirt, rust, mold oil, detergents and similar adhesion preventing substances and wastes. There should be no water, moisture and moisture on the concrete floor. It should be a dry floor and the moisture content of the concrete surface should be below 4%.

**Surface Preparation:** It should be cleaned with suitable mechanical surface preparation techniques such as high pressure water jet, vacuum, roughening, sand blasting. It should be cleaned from all substances that will prevent sticking, it is mixed in a clean container or in its own packaging with low speed mixer until a homogenous mixture without lump is obtained. Mixing time should be minimum 5 minutes. The prepared mixture is applied by brush, roller or spraying machine within 5 minutes depending on the air temperature and environmental conditions. It is recommended to apply at least 2 layers. If the first layer is impregnated on the surface, the other layer can be applied after approximately 15 minutes (at 15°C). It is recommended to make the application from bottom to top. The amount of consumption given is theoretical and may vary depending on application temperature, type of notched trowel used, type of ceramic, surface and workmanship. We recommend sample application for consumption control.

## PROREPAIR THIN 505

THIN REPAIR MORTAR FOR CEMENT BASED SURFACE REPAIRS



Hand Mixer



Trowel




Steel Trowel



**Product Description:** It is a cement based, polymer modified, high performance, abrasion resistant, thin grained surface repair mortar.

**Features:** It has high adherence. Easy to prepare and apply. It does not sag on vertical surfaces. It does not shrink and shrink shrinkage. It is applied in the range of 1-5 mm.

	A	B	TOTAL
PACKING	25.00 kg	-	25.00 kg
CONSUMPTION	1,0-1,5 kg/m <sup>2</sup> 1 mm thickness	BARKOD	 8680746483613
SHELF LIFE : 1 Year.		COLOR : Cement Grey	
STORAGE: +5°C / +25°C		APPEREANCE : Powder	

**Application Areas:** It is used for repairing before final layer, before ceramic and granite coating, concrete repair before insulation, for providing smooth surface. It is used for repairing unreinforced concrete, filling thin cracks on surfaces such as aerated concrete and brick. Suitable for filling gaps up to 1-5mm.

**Application Instructions:** The surface must be cured, dry and intact. Oil, grease, dirt, paint, salt and vomiting should be removed from the surface to prevent adhesion. Pour 25 kg of PROREPAIT THIN into 5-6 liters of water slowly and mix with a low speed mixer until no lumps remain. Allow the mortar to rest for 5-10 minutes to mature. Mix again before application. If more durable product is desired, PROLATEX can be added to the mortar. The mortar should be applied by applying pressure with a steel trowel. If more than one layer is to be applied, it should be waited for at least 4-6 hours between layers. In summer, this period may shorten. If the second floor is to be moved, the surface should be moistened with sponge. The prepared mortar should be consumed within 2 hours and the products that have expired should be disposed of.



# PROREPAIR

# 501

## CEMENT BASED HIGH STRENGTH THICK REPAIR MORTAR




Hand Mixer



Trowel



**Features:** It has high adherence. Easy to prepare and apply. It does not sag on vertical surfaces. It does not shrink and shrinkage. It is applied in the range of 5-30 mm.

PACKING	<b>A</b>	<b>B</b>	<b>TOTAL</b>
	25.00 kg	-	25.00 kg
CONSUMPTION	1,6 - 2,0 kg/m <sup>2</sup>		BARKOD  8680746483620
	SHELF LIFE : 1 Year.		
STORAGE : +5°C / +25°C		APPEARANCE : Powder	



**Product Description:** It is a cement based, polymer modified, high performance, abrasion resistant, thick grained surface repair mortar



**Application Areas:** It is used for repairing before final layer, before ceramic and granite coating, concrete repair before insulation, for providing smooth surface. It is used for repairing unreinforced concrete, filling thin cracks on surfaces such as aerated concrete and brick. Suitable for filling gaps up to 5-30mm.



**Application Instructions:** The surface must be cured, dry and intact. Oil, grease, dirt, paint, salt and vomiting should be removed from the surface to prevent adhesion. Pour 25 kg of PROREPAIR into 5-6 liters of water slowly and mix with a low speed mixer until no lumps remain. Allow the mortar to rest for 5-10 minutes to mature. Mix again before application. If more durable product is desired, PROLATEX can be added to the mortar. The mortar should be applied by applying pressure with a steel trowel. If more than one layer is to be applied, it should be waited for at least 4-6 hours between layers. In summer, this period may shorten. If the second floor is to be moved, the surface should be moistened with sponge. The prepared mortar should be consumed within 2 hours and the products that have expired should be disposed of.



# PROREPAIR PLUS 510

CEMENT BASED HIGH STRENGTH STRUCTURAL REPAIR MORTAR




Hand Mixer

Trowel



**Product Description:** It is a cement based, high performance and durable, resistant to sudden changes in temperature, thick grained structural repair mortar.

**Features:** It is suitable for use in places exposed to high sulphate such as sea water, sewage. It has high adherence. Easy to prepare and apply. No shrinkage and shrinkage cracking. It provides high resistance to freeze-thaw cycle. Suitable for filling gaps up to 10-50 mm.

PACKING	A	B	TOTAL
	5.00 kg 10.00 kg 25.00 kg	-	5.00 kg 10.00 kg 25.00 kg
CONSUMPTION	1,5-2 kg/ m <sup>2</sup> (1mm)		BARKOD
			 8680746483637
SHELF LIFE : 1 Year.		COLOR : Grey	
STORAGE : +5°C / +25°C		APPEARENCE : Powder	

**Application Areas:** It is used in repairs before the last layer paint, before ceramic and granite coating, concrete repair before insulation, repair of unreinforced concrete, filling cracks on surfaces such as aerated concrete, brick, surface preparation before waterproofing, corner chamfers. Suitable for filling gaps up to 10-50 mm.

**Application Instructions:** The surface must be cured, dry and intact. Oil, grease, dirt, paint, salt and vomiting should be removed from the surface to prevent adhesion. Pour 25 kg of PROREPAIT into 5-6 liters of water slowly and mix with a low speed mixer until no lumps remain. Allow the mortar to rest for 5-10 minutes to mature. Mix again before application. The mortar should be applied by applying pressure with a steel trowel. If more than one layer is to be applied, it should be waited for at least 4-6 hours between layers. In summer, this period may shorten. If the second floor is to be moved, the surface should be moistened with sponge. The prepared mortar should be consumed within 2 hours and the products that have expired should be disposed of.

**Performance** ; (23°C , %50 Relative Humid )  
**Compressive Strength ; (28 days) ≥ 50 N/mm<sup>2</sup> TSEN 196-1**  
**Flexural Strength ; (28 days) ≥ 7 N/mm<sup>2</sup> TSEN 196-1**




# PROPLASTER 525

## CEMENT BASED THIN SATIN PLASTER



**Features:** Provides high adherence and durability. Prevents the formation of capillary cracks. The top coat contributes to the smooth, firm and uniform appearance of the coating.

PACKING	<b>A</b>	<b>B</b>	<b>TOTAL</b>
	25.00 kg	-	25.00 kg
CONSUMPTION	1,1 kg/ m <sup>2</sup> (1mm)	BARKOD	 8680746483668
SHELF LIFE : 1 Year.		COLOR : White	
STORAGE : +5°C / +25°C		APPEREANCE : Powder	

**Product Description:** It is a thin putty plaster for walls and ceilings used to smooth the interior and exterior plaster surfaces reinforced with white cement and powder polymer.



**Application Areas:** It is used before painting to obtain a smooth surface in the final layer on cement based plaster surfaces. Can be used to create a smooth surface under the wallpapers. Contrary to the negative aspects of plaster, it is resistant to abrasion and water. It is used in exterior surfaces, where smooth surface is desired.

**Application Instructions:** The surface must be cured, dry and intact. Oil, grease, dirt, paint, salt and vomiting should be removed from the surface to prevent adhesion. Slowly pour 25 kg of PROPLASTER onto 6-7 liters of water and mix with a low speed mixer until no lumps remain. Allow the mortar to mature for 5-10 minutes. Mix again before application. The prepared mortar should be applied to the surface with a thickness of 1-3 mm. Two layers are recommended for thicker applications. After the first layer has completely dried, the second layer can be pulled. For broken, cracked and broken areas on the ground, the mortar should be filled by applying pressure with a steel trowel. After 24 hours, the surface should be moistened with sponge at certain intervals. Prepared mortar 30 min. should be consumed in, the expired mortar should be disposed of.

# BARS TECHNO 3D 1020

POLYMERIC COMPOSITE 3D CONCRETE PRINTER MORTAR




Hand Mixer

Trowel



**Product Description:** Cement based, fiber reinforced, fine aggregate, high performance, 3D concrete printer mortar developed for 3D printers.

**Features:** Overlapped layered structural components are created. No cracking. Fiber reinforced. Provides less workload. Increases freedom in design. Provides savings in concrete consumption.

PACKING	A	B	TOTAL
	25.00 kg	-	25.00 kg
CONSUMPTION			
	BARKOD		 8680746483873
SHELF LIFE : 1 Year.		COLOR : Grey	
STORAGE : +5°C / +25°C		APPEARANCE : Powder	

**Application Areas:** It is used in 3D printer systems to create superimposed layered structural components.

**Application Instructions:** Pour 25 kg of TECHNO 3D into 4-6 kg of water slowly and mix with a low speed mixer until no lumps remain. Allow the mortar to mature for 3-5 minutes. Mix again before application. Liquid chemical is given during printing according to PRESES. The prepared mortar is taken into the machine and started. Expired mortar should be disposed of. For optimum quality, please stick to the application instructions. Application should be done between +5 C and +30 C. Do not apply in hot, rainy, windy weather. Do not apply on surfaces that are at risk of frost. The product should be protected from rain, water, frost and negative external factors until curing (28 days).

**Performance** ; (23°C , %50 Relative Humid )  
**Compressive Strength** ; (28 days)  $\geq 47 \text{ N/mm}^2$  TSEN 196-1  
**Flexural Strength** ; (28 days)  $\geq 10 \text{ N/mm}^2$  TSEN 196-1

NOTE: For technical issues, please contact us.





# PROMET GROUT

523

QUICK CURING METHYLMETACRYLATE BASED DOUBLE COMPONENT GROUT MORTAR



Hand Mixer



Trowel




Steell Trowel



**Features:** It is based on MMA, it has two components. It has a very high adherence on the surface. It works with surface thanks to its thermoplastic stretching feature. It has fast drying time. (It dries in full strength 1 hour after the end of application) It is flexible; It is compatible with the changes in weather conditions. It is very long-lasting and durable. It is very easy to apply.



**Product Description:** Solvent-free, MMA-based, two-component (in hardener and special flooring powder component) mortar that can be used with floor coating, rapid anchorage and quick repair tool.

PACKING	<b>A</b>	<b>B</b>	<b>TOTAL</b>
	15.00 kg	3.00 kg	18.00 kg
CONSUMPTION	10 kg/ m <sup>2</sup> (5mm thickness)		BARKOD  8680746484627
	SHELF LIFE : 1 Year.		
STORAGE : +5°C / +25°C		APPEARANCE : Liquid	



**Application Areas:** All kinds of military areas, airports (runway, apron) and ports, runway armature and electrical cables to the ground anchor and fill, machine feet and iron sprouts to the ground anchor, all kinds of industrial areas, workshops and warehouses, urban and external roads, bridges, viaducts, pedestrian roads, landscaping, parking lots, all historical monuments (mosques, churches, castles, columns, temples, statues, etc.), houses, mansions, apartment buildings, prefabricated buildings, health facilities, hospitals, concrete, brick, mosaic surfaces such as ; used as surface hardener.

**Application Instructions:** Surface Quality: The surface must be cured, dry and intact. Oil, grease, dirt, paint, salt and vomiting should be removed from the surface to prevent adhesion. Concrete floors should not contain water, moisture and humid. It should be dry floor and the surface moisture should be below 4%. SURFACE PREPARATION: It should be prepared by cleaning with suitable mechanical surface preparation techniques such as high pressure water jetting, vacuum, blasting, sandblasting. Pour component B into component A. Mix the mixture with a low speed electric mixer until a completely homogeneous appearance is obtained. Then empty the mixture into a suitable container. Continue mixing for at least 3 minutes until a homogenous mortar is obtained. In the case of pit and crack repairs on the ground, the broken areas should be cleaned and reached to the solid ground. The floor must be free of dust with the compressor.. PROMET PR After the primer is applied, PROMET GROUT should be applied. It can be pushed by a long piece of iron on one side during casting to accelerate fluidity. Depending on the temperature and the ambient conditions, the mixture should be brought down in 15 minutes and settled in place. PROMET GROUT should be poured from one side in order to fill the gaps that are surrounded and covered on all four sides.



# PROGROUT 520

CEMENT BASED HIGH RESISTANT GROUT MORTAR



Hand Mixer



Trowel




Iron Bar



**Product Description:** Cement based, high strength, nonshrinking, fluid polymer modified grout mortar.

**Features:** It is fluid and saves time & labor. Easy to apply. Does not make shrinkage cracks. High abrasion resistance. Protects steel reinforcement against corrosion.

PACKING	A	B	TOTAL
	25.00 kg	-	25.00 kg
CONSUMPTION	1,5-2 kg/ m <sup>2</sup> (1mm)		 BARKOD : 8680746483651
SHELF LIFE : 1 Year.		COLOR : Grey	
STORAGE: +5°C / +25°C		APPEREANCE : Powder	

**Application Areas:** It is used for fixing steel columns to the foundation, mounting machine foundations, mounting manhole beds, repairing and upgrading, repairing concrete, repairing concrete floors exposed to traffic, fixing turbines in RES plants, mounting prefabricated concrete building elements, repairing pavement stones and filling the gaps.

**Application Instructions:** The surface must be cured, dry and intact. It should be cleaned from residues such as oil, grease, dirt, paint and salt vomiting which will prevent adhesion. The surface should be roughened. If there is rust in the metal reinforcement, it should be removed. Molds must be firmly secured. Check the tightness with the water filling process. If the application is to be made on old concrete, the surface must be moistened before application. Concrete should be saturated with water. Water ponds should be avoided. Slowly pour 25 kg of PROGROUT onto 3 - 4 liters of water and mix with a low speed mixer until no lumps remain. Mold is made in the place where the casting will be made. The mold should be installed in a way to prevent water leakage. The mold must be filled on one side without interruption, thus it will prevent air formation in the mold. Air bubbles that may form, prevent surface contact and weaken adherence. The mortar, which is prepared due to its rapid setting, should be applied without waiting. It is ensured that mortar is settled by swelling with iron bar. It is recommended that the process be completed within a maximum of 3-5 minutes in order to maximize the use of the product due to its expansion. Expired mortar should be disposed of.

**Performance** ; (23°C , %50 Relative Humidity)


**Compressive Strength** ; (28 days) ≥ 56 N/mm<sup>2</sup>

**Flexural Strength** ; (28 days) ≥ 9 N/mm<sup>2</sup>



# PROGROUT SPEED 530

CEMENT BASED HIGH STRENGTH QUICK CURING GROUT MORTAR



Hand Mixer




Trowel



Iron Bar



**Features:** Fast curing. It is fluid and saves time & labor. Easy to apply. Does not make shrinkage cracks. High abrasion resistance. Protects steel reinforcement against corrosion.

PACKING	A	B	TOTAL
	25.00 kg	-	25.00 kg
CONSUMPTION	1,5-2 kg/m <sup>2</sup> (1mm)		 BARKOD 8680746483675
SHELF LIFE	: 1 Year.		
STORAGE	: +5°C / +25°C		APPEARANCE : Powder



**Product Description:** Cement based, high strength, nonshrinking, fluid polymer modified grout mortar.



**Application Areas:** It is used for fixing steel columns to the foundation, mounting machine foundations, mounting manhole beds, repairing and upgrading, repairing concrete, repairing concrete floors exposed to traffic, fixing turbines in RES plants, mounting prefabricated concrete building elements, repairing pavement stones and filling the gaps.

**Application Instructions:** The surface must be cured, dry and intact. It should be cleaned from residues such as oil, grease, dirt, paint and salt vomiting which will prevent adhesion. The surface should be roughened. If there is rust in the metal reinforcement, it should be removed. Molds must be firmly secured. Check the tightness with the water filling process. If the application is to be made on old concrete, the surface must be moistened before application. Concrete should be saturated with water. Water ponds should be avoided. Slowly pour 25 kg of PROGROUTSPEED onto 3 - 4 liters of water and mix with a low speed mixer until no lumps remain. Mold is made in the place where the casting will be made. The mold should be installed in a way to prevent water leakage. The mold must be filled on one side without interruption, thus it will prevent air formation in the mold. Air bubbles that may form, prevent surface contact and weaken adherence. The mortar, which is prepared due to its rapid setting, should be applied without waiting. It is ensured that mortar is settled by swelling with iron bar. It is recommended that the process be completed within a maximum of 3-5 minutes in order to maximize the use of the product due to its expansion. Expired mortar should be disposed of.



**Performance** ; (23°C , %50 Relative Humidity )  
**Compressive Strength** ; (28 days) ≥ 55 N/mm<sup>2</sup>  
**Flexural Strength** ; (28 days) ≥ 8 N/mm<sup>2</sup>



# PROGAS CONCRETE 535

## CEMENT BASED GAS CONCRETE BRAIDING MORTAR



Hand Mixer



Trowel




Plastic Hammer



Toothed Trowel

**Features:** Working time has been improved. Easy to apply. Saves time and labor.

**Product Description:** It is cement based, easy to use, high adhesion strength, aerated concrete braiding mortar.

PACKING	A	B	TOTAL
	25.00 kg	-	25.00 kg
CONSUMPTION	4-6 kg/ m <sup>2</sup> (3mm)		BARKOD
		 8680746483682	
SHELF LIFE : 1 Year.		COLOR : Cement Grey	
STORAGE : +5°C / +25°C		APPEARANCE : Powder	

**Application Areas:** It is used as general purpose aerated concrete block adhesive in interior and exterior areas in all kinds of projects such as residential, hotel, hospital, industrial facilities, in building walls with building elements such as aerated concrete and brick with high water absorption rate.

**Application Instructions:** The surface must be dry, sound and free of dust. It should be cleaned from residues such as oil, grease, dirt, paint and salt vomiting which will prevent adhesion. Absorbent and porous surfaces should be moistened with water before application. Slowly pour 25 kg of PROGAS CONCRETE onto 6.5-7.5 liters of water and mix with a low speed mixer until no lumps remain. Allow the mortar to mature for 5-10 minutes. Mix again before application. It is recommended to wet the surfaces to be applied before the first row of aerated concrete is laid. Aerated concrete should be spread on the surface to be adhered with a trowel with a thickness of 2-3 mm and then combed with a 10x10x10 mm toothed trowel. When braiding, horizontal and vertical joints up to 3 mm wide are sufficient. Make sure that the joint gaps are completely filled with adhesive. Adhesion should be done on the combed mortar within 10-15 minutes. Good adhesion should be ensured by pressing the gas concrete on the surface. Knitted blocks are fixed by knocking the rammer. The prepared mortar should be consumed within 2-3 hours and the expired mortar should be disposed of.



# PROBRICK ADHESIVE

# 536

## BRICK BRAIDING MORTAR



Hand Mixer




Trowel



Mallet



**Features:** Thanks to the water-repellent additives, this factory-mixed product is more resistant to water than the mortars prepared by the conventional method. At the same time, it provides trouble-free application with its standard high quality at every point.

PACKING	A	B	TOTAL
	25.00 kg	-	25.00 kg
CONSUMPTION	17 kg/ m <sup>2</sup> (1 cm)		 BARKOD 8680746484665
	SHELF LIFE : 1 Year.		
STORAGE : +5°C / +25°C		APPEARANCE : Powder	

**Product Description:** It is cement-based, polymer added, water-proof, thick textured, manually applied factory mix wall braiding mortar.



**Application Areas:** Can be used in all buildings, interior and exterior. Suitable for bricks etc. non-absorbing wall braiding elements.

**Application Instructions:** Slowly pour PROBRICK ADHESIVE onto 6-6.5 liters of water and mix in an electric stirrer for at least 3-4 minutes until there are no lumps. Allow the mortar to rest for 5-10 minutes to mature. It is mixed again before application. Observe the application instructions of the concrete manufacturer. Prepared mortar is applied on horizontal and / or vertical surfaces with a trowel. With the plastic mallet, the stones are seated and smoothness is achieved. Application should be done by covering all surfaces and joints completely. Shelf life is 1 year from the production date in its original packaging in dry and humid conditions (+5 to + 25 ° C). The mouth of the containers should be tightly closed when not in use. Keep away from moisture.



# PROCURE 570

## ACRYLIC BASED CONCRETE CURING MATERIAL



Roller




Airless Spray



**Product Description:** PROCURE is a water-based, acrylic emulsion based, concrete curing material which is used on concrete, screed and cement based surfaces, which increases the mechanical resistance on the surface.

**Features:** Concrete curing is a very important issue in terms of durability of concrete. Prevents shrinkage cracks in concrete and dusting of concrete. Protects fresh concrete against water loss by inhaling into surface pores.

PACKING	A	B	TOTAL
	30.00 kg	-	30.00 kg
CONSUMPTION	150-250 g/m <sup>2</sup>	BARKOD	 8680746483743
	SHELF LIFE : 1 Year.		COLOR : White DRY FILM : Transparent
STORAGE : +5°C / +25°C		APPEARANCE : Liquid	

**Application Areas:** In order to reduce the absorbency of surfaces such as gypsum, concrete, plaster, screed, wood, to prevent water losses, to prevent rapid and sudden drying of cement based PROAGREGA application surfaces, to prevent water loss of fresh concrete surfaces, on the screed after the freshly applied concrete after the curing has been completed. is used on concrete channels, field concretes.

**Application Instructions:** The surface must be dry and stable. It should be cleaned from residues such as oil, grease, dirt, paint and salt vomiting which will prevent adhesion. Concrete is applied without waiting after losing free surface water. Ready to use. PROCURE should be shaken before use. The product should be applied homogeneously on the floor by roller, brush or spraying equipment. The cause of ponding should not be given. No additives should be added. Single layer application should be done. PROCURE is ready to use. It can be applied by spraying or direct application without adding any additives. The concrete curing material is applied to the gauged surfaces of the field, road and slab concretes by spraying them homogeneously over the newly poured concrete or by roller. Thus, it prevents water vapor escaping from the surface during the socket. In addition, curing with wet covers is carried out for a minimum of 3 days in open field applications.





# PROCURE P

# 575

## PARAFIN BASED CONCRETE CURING MATERIAL




Roller



Airless Spray



**Features:** Concrete curing is a very important issue in terms of durability of concrete. Prevents shrinkage cracks in concrete and dusting of concrete. Protects fresh concrete against water loss by inhaling into surface pores. Prevents rapid drying and cracking of concrete. Reduces the absorption of water. Prevents dusting.

PACKING	<b>A</b>	<b>B</b>	<b>TOTAL</b>
	30.00 kg	-	30.00 kg
CONSUMPTION	150-250 g/ m <sup>2</sup>	BARKOD	 8680746483750
	SHELF LIFE : 1 Year.	COLOR : White	
STORAGE : +5°C / +25°C		APPEARANCE : Liquid	

**Product Description:** Emulsified paraffin - based, used concrete, screed and cement - based surfaces, used on the surface to increase the mechanical resistance is a concrete curing material.



**Application Areas:** In order to reduce the absorbency of surfaces such as gypsum, concrete, plaster, screed, wood, to prevent water losses, to prevent rapid and sudden drying of cement based PROAGREGA application surfaces, to prevent water loss of fresh concrete surfaces, on the screed after the freshly applied concrete after the curing has been completed. is used on concrete channels, field concretes and airports.

**Application Instructions:** Concrete is applied without waiting after losing free surface water. Ready to use. PROCURE P should be shaken before use. The product should be applied homogeneously on the floor by roller, brush or spraying equipment. The cause of ponding should not be given. No additives should be added. Single layer application should done. For optimum quality, please stick to the application instructions. Application should be done between +5 C and +30 C. Do not apply in hot, rainy and windy weather. Do not apply on surfaces that are at risk of frost. The product should be protected from rain, water, frost and negative external factors until curing (28 days).

# PRODECO 580

## CEMENT BASED STAMPED CONCRETE SURFACE HARDENER




Hand Mixer

Trowel

**Features:** Unlimited designs can be made with different molds. Provides extremely decorative and natural appearance. With the PRODECO POWDER Printing Concrete Decorative Mold Release Agent, secondary color options can be increased. It has a natural decorative appearance. It has a much higher strength than concrete surfaces. High degree of hardness. Delays surface dusting.

**Product Description:** It is a cement based, high resistance to abrasion and dust, high surface abrasion resistance, special chemical additives, ready to use, powdered concrete surface hardener applied by sprinkling.

PACKING	A	B	TOTAL
	25.00 kg	-	25.00 kg
CONSUMPTION	3-3,5 kg/m <sup>2</sup>		 BARKOD 8680746483767
SHelf LIFE	: 1 Year.		
STORAGE	: +5°C / +25°C		APPEREANCE : Powder

**Application Areas:** It is used as a component of the system that gives the main color in decorative concrete printing systems. Can be used on all internal and external concrete surfaces.

**Application Instructions:** Before concrete application, the surface must be cured, dry and intact. It should be cleaned from residues such as oil, grease, dirt, paint and salt vomiting which will prevent adhesion. If the surface is cracked, broken or damaged, PROREPAIR THIN or PROREPAIR should be used to repair, if it is to be applied in environments exposed to high sulphate such as sea water, sewage, PROREPAIR PLUS should be used at least 24 hours in advance. The application surface must be flat and free of inclines. Ready to use. It is applied by sprinkling on fresh concrete. After completing the ground preparation, concrete is poured. After the fresh concrete surface water is drawn, Stamped Concrete application is started. 2/3 of PRODECO is sprinkled on the concrete surface. When the ground color begins to darken, the surface is polished with a wooden trowel. The remaining portion is then sprinkled. It is then polished with a steel trowel. System component PRODECO POWDER Mold Release Agent is sprinkled on the surface. Then the molding process is started. After the molding process, the washing process is started when the complete drying takes place and in the final stage, with the PRODECO POLISH product which is complementary to the Stamped Concrete System, is applied for polishing.




# PRODECO POWDER 585

STAMPED CONCRETE MOLD RELEASING  
DECORATIVE POWDER PRODUCT



**Features:** Prevents molds from sticking. Hydrophobic. Creates decorative secondary color. Unlimited designs can be made with different molds. Extremely decorative and natural appearance. Provides secondary color options. It has a natural decorative appearance. Provides a smooth and homogeneous appearance. Easy and practical to apply. It is easy and quick to prepare.



PACKING	<b>A</b>	<b>B</b>	<b>TOTAL</b>
	10.00 kg	-	10.00 kg
CONSUMPTION	200-400gr/ m <sup>2</sup>		BARKOD  8680746483774
SHELF LIFE : 1 Year.		COLOR : As desired	
STORAGE: +5°C / +25°C		APPEARANCE : Powder	

**Product Description:** It is colored ready to use powder mold release agent applied after stamped concrete.



**Application Areas:** It is used to prevent the adhesion of stamped concrete molds to concrete and to give antique appearance to the floor, it can be used in steel molds, plastic molds, wooden molds.



**Application Instructions:** Molds should be dry and clean. Any residual contamination from previous uses should be removed before application. Ready to use. It is applied by sprinkling directly. Application is made after surface hardener application and finishing process is finished. When the PRODECO applied surface is not fully hardened, It is sprinkled to form a thin layer and the stamping process is started with the molds to the surface. After stamping, the molds are removed from the surface and washed. When the surface dries, the surface is washed with pressure water within 1-2 days until the desired effect is achieved. Please adhere to the application instructions for optimum quality. Application should be done between +5 C and +30 C. Do not apply in hot, rainy and windy weather. Do not apply on surfaces that are at risk of frost.



# PRODECO POLISH 590

ACRYLIC BASED CONCRETE POLISH



Roller




Hand Mixer



**Product Description:** It is an acrylic resin based, solvent based, transparent stamped concrete polish that gives a bright appearance and maintains a decorative appearance in the stamped concrete system.

**Features:** It protects the concrete against external corrosion. Prevents dusting. Bright appearance. Extends the service life of the system.

PACKING	A	B	TOTAL
	15.00 lt 5.00 lt	-	15.00 lt 5.00 lt
CONSUMPTION	300-400g/ m <sup>2</sup>		 8680746483781
SHELF LIFE	: 1 Year.		
STORAGE	: +5°C / +25°C		APPEARANCE : Liquid



**Application Areas:** It is applied in the final stage in the stamped concrete system.

**Application Instructions:** The surface must be cured, dry and intact. It should be cleaned from residues such as oil, grease, dirt, dust which will prevent sticking. Ready to use. The product is mixed and applied. It is applied on the dry clean surface which has been de-dusted, mold release agent and washed. Two-layer application is recommended. For optimum quality, please stick to the application instructions. Do not apply in very high temperature, direct exposure to sunlight, very windy, rainy weather. Do not apply on surfaces that are at risk of frost at the time of application. The application area should not be exposed to traffic for at least 24 hours. Application should be between +5 C and +25 C. Never apply at temperatures below 5 °C.



# PROHIDRO

# 565

## NATURAL HYDRAULIC LIME



Hand Mixer




Trowel



Spatula



**Features:** Allows the structure to breathe. Water vapor permeability is high, easy to apply. Does not contain cement. Flowering resistance is high. It allows the production of mortar with different properties compatible with the historical texture. It is cooked by conventional methods at low temperatures. Easy to prepare and apply.

PACKING	<b>A</b>		<b>TOTAL</b>
	25.00 kg	-	25.00 kg
CONSUMPTION	1,4-1,6 kg/ m <sup>2</sup> (1mm)	BARKOD	 8680746483798
SHELF LIFE : 1 Year.		COLOR : Grey & Cream	
STORAGE : +5°C / +25°C		APPEREANCE : Powder	



**Product Description:** It is a special plaster mortar which does not contain cement and developed for use in historical buildings.



**Application Areas:** It is used as a binder in interior and exterior spaces, for the correction of plaster surfaces of historical buildings, for plastering walls for restoration, for masonry and brick wall construction, for repairing or strengthening of historical masonry structures, for repairing cracks of masonry domes and vaults, and for preparation of joint mortar.



**Application Instructions:** The surface must be cured, dry and intact. It should be cleaned from residues such as oil, grease, dirt, dust which will prevent adhesion. The wall surface to be applied must be pre-moistened to improve the adhesion and setting time of the mortar. If there is water leakage on the surface, it should be closed with PROSTOP & PROSTOP SPEED and water should be drained. The wall to be applied must be moistened beforehand. Add 25 kg of PROHIDRO into 5.5-6.5 kg of water slowly and mix for about 5 minutes with a 400-500 speed mixer. The prepared mortar thickness should be 2 - 20 mm and it is applied to the whole surface with the same thickness with a trowel. After application, the surface is smoothed with a gauge. The plaster that starts to harden is smoothed by troweling before full hardening. At least 24 hours should be allowed for intercoat applications and the previous coat should be moistened before the second layer application.

# PROHIDRO INJECTION 566

## NATURAL HYDRAULIC LIME BASED INJECTION MORTAR



Hand Mixer



Trowel




Spatula



**Product Description:** PROHIDRO INJECTION is an injection mortar for structural repair of masonry components containing pozzolanic lime and micronized carbonates.

**Features:** It can be used even in sulphate containing environments. It does not interfere with the original building materials or the different materials used during and after the restoration process. Thanks to superior hydraulic nature of the binder allows the injection mortar to be highly processed into the structure. It is ideal for filling small and large cavities, even in the case of carrying problems caused by excessive moisture in the original material, with the help of a moderately elastic modulus.

PACKING	A	B	TOTAL
	16.00 kg	-	16.00 kg
CONSUMPTION	1,5 kg (To obtain 1 lt. of mortar.)		 BARKOD 8680746484672
SHELF LIFE	: 1 Year.		
STORAGE	: +5°C / +25°C		APPEARANCE : Powder

**Application Areas:** It is used as an injection material on the walls located in sulphate environments, historical masonry domes and vaults, filling of small and large structural cavities, covering cracks and used in foundations as an injection.

**Application Instructions:** The surface must be dry, sound and free of contamination. It should be cleaned from residues such as oil, dirt, paint and salt vomiting which will prevent adhesion. The wall surface to be applied must be pre-moistened to improve the adhesion and setting time of the mortar. If there is water leakage on the surface, it should be closed with PROSTOP & PROSTOP SPEED and water should be drained. Into 4.5 kg of water, 16 kg of PROHIDRO INJECTION 566 is slowly added and mixed for about 5 minutes with a 400-500 rpm mixer. The prepared mortar is injected into the crack using appropriate injection equipment and apparatus.

**For 1-5 mm cracks:** Depending on the crack width, depth and ambient conditions, the holes should be drilled with appropriate intervals (-30 - 50 cm), surprisingly on both sides of the crack plane. These holes should be drilled at a depth that will penetrate the crack plane to the other side and at an angle of approximately 45° with the crack plane. Dust and free particles should be removed by holding air into the holes and the plastic packers should be fixed by squeezing and squeezing. Once all the packers have been placed, the perimeter of the packer and over the crack should be plastered with PROHIDRO 565 and the crack should be sealed. Depending on the ambient and weather conditions, injection should be started with PROHIDRO INJECTION using the appropriate injection pump after at least 24 hours. Hose contours and over cracks should be covered with PROHIDRO 565 and the crack should be sealed. Depending on the ambient and weather conditions, injection is started with PROHIDRO INJECTION 566 using the appropriate injection pump after at least 24 hours.

**For cracks larger than 5 mm:** Depending on the crack width, depth and ambient conditions, pneumatic hoses with suitable spacing (75-100 cm) should be placed into the crack. Free particles in the crack must be removed with compressed air. Once all hoses have been installed, the hose contours and over the crack should be covered with PROHIDRO 565 and the crack should be sealed. Depending on the ambient and weather conditions, injection is started with PROHIDRO INJECTION 566 using the appropriate injection pump after at least 24 hours.





# PROHIDRO PLASTER 567

## NATURAL HYDRAULIC LIME BASED PLASTER



Hand Mixer



Trowel




Spatula



Steel Trowel



**Features:** Thanks to the special inorganic mineral fibers distributed homogeneously in the mixture, a non-shrinkage mortar is obtained. In this way, by working as the same mechanism as the traditional mortars, the continuity providing repair of the applied surface is obtained. Due to continuous controlled production, the use of ready-mixed mortar ensures the same product quality in every project. In the mortars prepared in the field, it is extremely difficult to ensure the homogeneity of the mixture. PROHIDRO PLASTER, which does not contain water soluble salts, is one of the best products for the restoration of historical masonry structures. It does not contain asbestos and is environment friendly.

PACKING	A	B	TOTAL
	16.00 kg	-	16.00 kg
CONSUMPTION	17 kg/ m <sup>2</sup>		 BARKOD : 8680746484689
	SHELF LIFE : 1 Year.		
STORAGE : +5°C / +25°C		APPEREANCE : Powder	

**Product Description:** It is a plaster material which contains natural silica aggregate and inorganic fibers developed for use in historical buildings without cement content.



**Application Areas:** It is used in exterior and interior plastering, in plaster repairs, in natural stone, in brick wall joints, in surface repairs.



**Application Instructions:** The surfaces to be repaired and plastered of historic masonry structures should be solid, dust-free and clean. The surface should be thoroughly cleaned from all kinds of oil, grease, rust and paraffin, which may impair adherence. The wall surface to be applied with PROHIDRO PLASTER must be pre-moistened to improve the adhesion and setting time of the mortar. If there is water leakage on the surface, it should be drained or closed with a suitable spigot. There should be no free water on the surface to prevent adhesion. Slowly add 16 kg of PROHIDRO PLASTER into 3.8 kg of water and mix with a 400-500 rpm mixer for about 4 minutes. Prepared mortar thickness should be 10-20 mm, the same thickness is applied to the entire surface with a trowel. The mortar is expected to draw water and the surface is finished with a steel or wooden trowel by sprinkling water over the mortar that has been drained with the plasterer brush. For applications to be made in more than one layer, each layer should be 1-2cm thick before the previous layer hardens. The previous layer must be moistened before the new layer is applied. Large surfaces exposed to the atmosphere, especially hot, dry or windy environments, should be protected against rapid evaporation with wet bags or water for 24-48 hours after application.

# PROHIDRO REPAIR

# 568

## NATURAL HYDRAULIC LIME BASED REPAIR MORTAR



Spatula



Hand Mixer




Trowel



**Product Description:** PROHIDRO REPAIR 568 is a pozzolanic lime based, cement-free, high strength, thixotropic repair mortar developed for historical buildings.

**Features:** Does not contain cement. It has high mechanical strength. High adhesion strength. The water-soluble salts it contains are limited. Easy to prepare and apply. Breathable, high water vapor permeability. Capillary water absorption is low. Flowering resistance is high.

PACKING	A	B	TOTAL
	16.00 kg	-	16.00 kg
CONSUMPTION	17 kg/ m <sup>2</sup> (For 10 mm)		BARKOD
			 8680746484696
SHELF LIFE	: 1 Year.		COLOR : Grey/Cream
DEPOLAMA	: +5°C / +25°C		APPEARANCE : Powder

**Application Areas:** It is used as a repair mortar for the sheathing of masonry walls, for the sheathing of arches and vaults, for wall and plaster repairs, for the placement of carbon rods in wall joints, for the repair and strengthening of masonry foundations, for the repair of flooring by adding aggregates or for thick coating applications.

**Application Instructions:** The surfaces to be repaired and plastered of historic masonry structures should be solid, dust-free and clean. The surface should be thoroughly cleaned from all kinds of oil, grease, rust and paraffin, which may impair adherence. The wall surface to be applied with PROHIDRO PLASTER must be pre-moistened to improve the adhesion and setting time of the mortar. If there is water leakage on the surface, it should be drained or closed with a suitable spigot. There should be no free water on the surface to prevent adhesion. Slowly add 16 kg of PROHIDRO PLASTER into 4,4-4,8 kg of water and mix with a 400-500 rpm mixer for about 4 minutes.

Prepared mortar thickness is between 1-5cm is applied with a trowel. The mortar is expected to draw water and the surface is finished with the plasterer brush as desired. For applications to be made in more than one layer, after the previous layer hardens, each layer is applied to a thickness of maximum 5 cm. Before applying the new layer, the previous layer should be moistened. In fresh mortar, 30-35% by weight of clean washed aggregate with grain size ranging from 5-20 mm can be added to the mortar for thick screed and concrete-like applications. During the mortar preparation, the amount of water (10-15%) can be increased slightly according to the desired consistency. Large surfaces exposed to the atmosphere, especially in hot, dry and windy environments, should be protected against rapid evaporation with wet bags or water for 24-48 hours after application.



# PROALL EXT

# 1002

## READY TO USE EXTERIOR PUTTY PLASTER



Hand Mixer



Spatula




Trowel



**Features:** It provides an easy and fast application. Suitable for outdoor conditions. It forms a smooth surface ready to paint. It adheres to the surface very well as it penetrates well to the surfaces it is applied to, it is easy to apply, it is Matte and environment friendly.



**Product Description:** Water based, acrylic emulsion based, ready-touse, exterior putty product used for repair and filling purposes.

PACKING	5.00 kg	BARKOD	 8680746484474	TOTAL
	28.00 kg			
CONSUMPTION	0,65-1,25 m <sup>2</sup> /kg			
SHELF LIFE	: 1 Year.	COLOR	: Cream	
STORAGE	: +5°C / +25°C	APPEREANCE	: Fluid	



**Application Areas:** It is used to repair gypsum boards on exterior before painting.



**Application Instructions:** The surface must be cured, dry and intact. It should be cleaned from residues such as oil, grease, dirt, paint and salt vomiting which will prevent adhesion. Ready to use. It is mixed in its own packaging with the help of low speed mixer. Apply two layers with a spatula or trowel to obtain a smooth surface. For the second layer application, the first layer should be allowed to dry completely.






# PROKIM 595

## CEMENT BASED TILE & RIDGE MORTAR



**Product Description:** It is a bonding mortar used for bonding and fixing of powder polymer reinforced roof ridge tiles which is cement based.

**Features:** High performance and stability, easy to prepare and apply. It does not sag on horizontal and vertical surfaces. It is also used for gluing water troughs of the same color due to its red color.

PACKING	A	B	TOTAL
	25.00 kg	-	25.00 kg
CONSUMPTION	0,6-0,75 kg/ piece		 8680746483804
SHELF LIFE	: 1 Year.		
STORAGE	: +5°C / +25°C		APPEARANCE : Powder

**Application Areas:** It is used for bonding and mounting of surfaces such as ridge and tile on roofs.

**Application Instructions:** The surface must be dry, sound and free of dust. It should be cleaned from residues such as oil, grease, dirt, paint and salt vomiting which will prevent adhesion. Absorbent and porous surfaces should be moistened with water before application. Pour 25 kg of PROKIM onto 5-6 liters of water slowly and mix with a low speed mixer until no lumps remain. Allow the mortar to mature for 5-10 minutes. Mix again before application. The adhesive mortar is spread over the application surface. The joints are driven so that there is no gaps. Prepared mortar should be consumed within 2 hours. For optimum quality, please stick to the application instructions. Application should be done between +5 C and +30 C. Do not apply in hot, rainy and windy weather. Do not apply on surfaces that are at risk of frost. The product should be protected from rain, water, frost and negative external factors until curing (28 days).



# PROALL PURPOSE 1001

READY TO USE INTERIOR PUTTY



Hand Mixer




Steel Trowel



Spatula



**Features:** Allows easy and fast application. Forms a smooth surface ready for painting. It adheres to the surface very well as it penetrates well to the surfaces it is applied, it is easy to apply, it is matt. Environmentally friendly.

PACKING	A	B	TOTAL
	5.00 kg 28.00 kg	-	5.00 kg 28.00 kg
CONSUMPTION	BARKOD		 8680746483811
SHELF LIFE : 1 Year.		COLOR : Cream	
STORAGE : +5°C / +25°C		APPEREANCE : Fluid	



**Product Description:** It is a water based, acrylic emulsion based, ready to use product for repair and filling purposes.



**Application Areas:** It is used for repairing gypsum boards indoors and before painting. Unlike gypsum plaster, it is more resistant to abrasion and water. Fast, clean and practical.

**Application Instructions:** The surface must be cured, dry and intact. It should be cleaned from residues such as oil, grease, dirt, paint and salt vomiting which will prevent adhesion. Ready to use. First, the product is used as a thin layer in the banding process. Fill the joints of the gypsum boards with a spatula and allow to dry. In the next step, screw holes, corner joints and cracked parts are filled. After complete drying, it is applied by stripping horizontally and vertically with steel trowel on the entire surface in the final stage. After 24 hours, sanding process is started after making sure to dry. For optimum quality, please stick to the application instructions. Do not apply in very high temperature, direct exposure to sunlight, very windy, rainy weather. Do not apply on surfaces that are at risk of frost. Application should be done between +5 C and +30 C. Never apply at temperatures below 5 °C. The product should be protected from rain, water, frost and negative external factors until curing (28 days).



# PRODEC PLASTER 1003

READY TO USE DECORATIVE GRAIN TEXTURE PLASTER



Hand Mixer




Trowel



Decor Trowel

**Features:** It has high covering power. High adherence. It is resistant to rain and frost. It adheres to the surface very well as it penetrates well to the surfaces to which it is applied, it is easily applied. Matt is. Easy to apply. Environmentally friendly.

**Product Description:** Water based, acrylic emulsion based, containing special mineral filler and polymer components, excellent water resistance and strong adherence ability, can be used inside and outside, trowel patterned, thick, grain pattern, decorative, ready-made colored plaster.

PACKING	<b>A</b>	<b>B</b>	<b>TOTAL</b>
	25.00 kg	-	25.00 kg
CONSUMPTION	2,5-3 kg/ m <sup>2</sup>		BARKOD
		 8680746483828	
<b>SHELF LIFE</b> : 1 Year.		<b>COLOR</b> : Contact us	
<b>APPEARANCE</b> : +5°C / +25°C		<b>APPEARANCE</b> : Fluid	



**Application Areas:** On exterior surfaces, mineral surfaces such as rough plaster, concrete, cement board and old painted surfaces; It is applied for giving decorative appearance on the interior façade.

**Application Instructions:** The surface must be cured, dry and intact. It should be cleaned from residues such as oil, grease, dirt, paint and salt vomiting which will prevent adhesion. The curing time of the substrate must be waited. Waterproofing measures should be taken in advance. Primer application should be made. Ready to use. It is mixed with low speed mixer before use. The surface must be primed before application. After 24 hours waiting period, PRODEC PLASTER is spread smoothly on the surface with the thickness of the pattern stone with a plastic trowel. Decoration is polished by moving pattern stones with trowel. Care should be taken to use products with the same charge number to avoid any tone differences. The application process should be planned well and uninterrupted to prevent the formation of attachments.





# PRODEC PLASTER L 1005

READY TO USE DECORATIVE LINE TEXTURE PLASTER



Hand Mixer




Trowel



Decor Trowel



**Features:** It has high covering power. High adherence. It is resistant to rain and frost. It adheres to the surface very well as it penetrates well to the surfaces to which it is applied, it is easily applied. Matt is. Easy to apply. Environmentally friendly.

PACKING	<b>A</b>	<b>B</b>	<b>TOTAL</b>
	25.00 kg	-	25.00 kg
CONSUMPTION	3-3,5 kg/m <sup>2</sup>		BARKOD  8680746483835
	SHELF LIFE : 1 Year.		
STORAGE : +5°C / +25°C		APPEARANCE : Fluid	

**Product Description:** Water based, acrylic emulsion based, containing special mineral filler and polymer components, excellent water resistance and strong adherence ability, can be used inside and outside, trowel patterned, thick, line pattern, decorative, ready-made colored plaster.



**Application Areas:** On exterior surfaces, mineral surfaces such as rough plaster, concrete, cement board and old painted surfaces; It is applied for giving decorative appearance on the interior facade.

**Application Instructions:** The surface must be cured, dry and intact. It should be cleaned from residues such as oil, grease, dirt, paint and salt vomiting which will prevent adhesion. The curing time of the substrate must be waited. Waterproofing measures should be taken in advance. Primer application should be made. Ready to use. It is mixed with low speed mixer before use. The surface must be primed before application. After 24 hours waiting period, PRODEC L PLASTER is spread smoothly on the surface with the thickness of the pattern stone with a plastic trowel. Decoration is polished by moving pattern stones with trowel. Care should be taken to use products with the same charge number to avoid any tone differences. The application process should be planned well and uninterrupted to prevent the formation of attachments.

# PROMACHINE PLASTER 1007

## CEMENT BASED MACHINE PLASTER



Hand Mixer



Trowel




Spraying equipment



**Product Description:** It is a cement based, plastering mortar that can be applied by machine and used on the interior and exterior walls.

**Features:** It has high adherence and can be used with plaster machine easily. It is a general purpose rough plaster mortar that can be applied easily and quickly.

PACKING	A	B	TOTAL
	25.00 kg	-	25.00 kg
CONSUMPTION	14-16 kg/ m <sup>2</sup> (10 mm)		 8680746483842
SHELF LIFE	: 1 Year.		
STORAGE	: +5°C / +25°C		APPEARANCE : Powder

**Application Areas:** It is used for rough plaster on interior and exterior walls, ceiling, brick, gas concrete, briquette walls etc. surfaces.

**Application Instructions:** Surface should be cured, dry and firm. Remove oil, grease, dirt, paint and salt vapors which prevent adhesion. Surface should be repaired with PROREPAIR THIN or PROREPAIR and in areas where there is sea water, sewage that causes high-sulphate exposition, to be done with the PROREPAIR PLUS at least 24 h before application. Slowly pour 25 kg of PROMACHINE PLASTER onto 5-6 liters of water and mix with a low speed mixer until no lumps remain. Allow the mortar to mature for 5-10 minutes. Mix again before application. Pre-spreading plaster should be applied on the surface to be applied 3 days in advance. The surface should be moistened every day within 3 days. After 3 days after pre-sprinkling it is ensured that complete drying is achieved and application can be started with the machine. Application thickness should be between 10 mm and 25 mm in one layer. If the application thickness will exceed 25 mm, wait 24 hours for the second coat. Within 1 week after application, depending on the ambient conditions, the surface should be moistened with moist sponge at regular intervals. The prepared mortar should be consumed within 2-3 hours and the expired mortar should be disposed of.




# PROCOR 1008

## CORROSION PREVENTIVE MORTAR



**Features:** It is suitable for use in places exposed to high sulphate such as sea water, sewage. It has high adherence. Easy to prepare and apply. It protects the equipment against moisture. It does not make shrinkage and shrinkage crack. It provides high resistance to freeze-thaw cycle. Suitable for filling gaps up to 10-50 mm.

PACKING	<b>A</b>	<b>B</b>	<b>TOTAL</b>
	25.00 kg	-	25.00 kg
CONSUMPTION	1,5-2 kg/ m <sup>2</sup> (1mm)		BARKOD  8680746484283
SHELF LIFE : 1 Year.		COLOR : Grey	
STORAGE: +5°C / +25°C		APPEARANCE : Powder	



**Product Description:** It is a mortar that is cement based, high performance and strength, corrosion inhibitor, resistant to sudden changes in heat.



**Application Areas:** It is used for protection of concrete reinforcements against corrosion, for repairing before topcoat, for repairing concrete before ceramic and granite coating, before insulation, for repairing unreinforced concrete, for filling cracks on surfaces such as gas concrete and bricks, for surface preparation before waterproofing, to form corner chamfers.

**Application Instructions:** The surface must be dry, sound and free of dust. It should be cleaned from residues such as oil, grease, dirt, paint and salt vomiting which will prevent adhesion. Pour 25 kg of PROCOR into 5-6 liters of clean water slowly and mix with a low speed mixer until no lumps remain. Allow the mortar to settle for 5-10 minutes. Mix again before application. It should be applied in a single layer not exceeding 1 mm. If more than one coat is to be applied, at least 4-6 hours should be waited between coats. In summer, this period can be shortened. If the second floor is to be moved, the surface must be dampened with sponge. The prepared mortar should be consumed within 1-2 hours and the expired mortar should be disposed of.





# PROŞAP 1009

## CEMENT BASED LIGHT SCREED



**Product Description:** It is a cement-based, lightweight screed with low consumption, high compressive strength, selfleveling, high load-bearing, hyperplasticizing chemical additives and perlite containing.



Hand Mixer




Trowel



Roller

**Features:** Suitable for floors exposed to moderate and heavy pedestrian traffic. Spreads automatically to the balance. Suitable for application of 1-10 mm thickness without shrinkage crack formation. It has high adherence due to its special polymer. Resistant to abrasion.

PACKING	A	B	TOTAL
	25.00 kg	-	25.00 kg
CONSUMPTION	8 kg/ m <sup>2</sup> (10mm)		 BARKOD 8680746483859
SHELF LIFE	: 1 Year.		
STORAGE	: +5°C / +25°C		APPEARANCE : Powder

**Application Areas:** It is used to create a solid and smooth floor against abrasion and dusting on the surfaces exposed to medium and heavy traffic of all buildings before final coating. It can be used on PVC, laminate flooring, wood, carpet, under the ceramic coating. It can be also used after floor insulation, cement-based surfaces to smooth.

**Application Instructions:** Surface should be cured, dry and firm. Remove oil, grease, dirt, paint and salt vapors which prevent adhesion. Surface should be repaired with PROREPAIR THIN or PROREPAIR and in areas where there is sea water, sewage that causes high-sulphate exposition, to be done with the PROREPAIR PLUS at least 24 h before application. High absorbency areas should be primed with PROGEN. There should be a dust-free surface at the final stage before application. If the floor is a water-absorbing floor, the application should be made by moistening. The prepared mortar is poured onto the surface starting from a corner and spreading by itself. The thickness of the self-leveling mortar should be adjusted with a steel trowel. Smoothen the surface with a spiked roller to prevent air bubbles. 2-5 cm can be applied. If coating is to be applied, it can be done after 24 hours. It is recommended to complete the procedure within 15-20 minutes. Expired mortar should be disposed of.



# PROCONCRETE 1010


## CEMENT BASED DECORATIVE CASTING MORTAR



Hand Mixer



**Features:** A smooth result is obtained. Candle holders, candlesticks, flowerpots, bowls, vases and many other decorative objects can be made. Can be painted after drying.

PACKING	1.00 kg	3.00 kg	5.00 kg	10.00 kg
	CONSUMPTION		BARKOD	 8680746483866
SHELF LIFE : 6 Months.		COLOR : Grey		
STORAGE : +5°C / +25°C		APPEREANCE : Powder		



**Product Description:** It is a cement-based, self-leveling, fast drying decorative casting mortar suitable for silicone mold.



**Application Areas:** Suitable for use with silicone molds.

**Application Instructions:** Clean your casting mold beforehand. The mold should be clean, dry. According to the size of the mold, It should be poured water to make our concrete mortar, 30% of the mass of powder product, taken into a container. PROCONCRETE is added slowly with stirring. It is mixed continuously until it becomes homogeneous and smooth. The prepared concrete mixture is poured into the mold within 3 minutes before curing. It will dry after 10 minutes. For best results, wait 2 hours. Drying time may vary according to weather conditions and mold. It is recommended that the mold be removed within 24 hours.



# **FLOOR COATING PRODUCTS**



- 137 - Proasphalt Paint 790
- 138 - Procrete 800
- 139 - Propoly Floor 770
- 140 - Proepoxy Paint 630
- 141 - Proepoxy Paint Tx 640
- 142 - Pronon Mma 662
- 143 - Proepofloor 661
- 144 - Proagrega K 555
- 145 - Proagrega C 560
- 146 - Proagrega S 550
- 147 - Profloor X 825
- 148 - Protec 885



# PROASPHALT PAINT 790

ASPHALT PAINT



Hand Mixer


Brush

Airless Spray

Roller



**Features:** With decorative printing patterns, asphalt brick, her-ringbone, cobblestone, etc. pattern can be given. Special cement and acrylic resinbased paint adheres well to the asphalt and the colored appearance remains for years. Thanks to the hardener in the special cement, the asphalt surface hardens and the abrasion resistance of the asphalt increases three times compared to normal asphalt.

PACKING	<b>A</b>	<b>B</b>	<b>TOTAL</b>
	16.5 kg	6.5 kg	23.00 kg
CONSUMPTION	1,0-1,5 kg/ m <sup>2</sup>		 BARKOD 8680746484603
	SHELF LIFE : 1 Year.		
STORAGE : +5°C / +25°C		APPEARANCE : <b>A</b> : Powder <b>B</b> : Fluid	



**Product Description:** PROASPHALT PAINT is a decorative and protective coating that can be applied to all old or newly poured asphalts.



**Application Areas:** It is applied to asphalt and concrete floors to be painted old and new.



**Application Instructions:** The application surface should be clean and free from dirt, oil and mud. The floor must be dry. If it is to be applied on old asphalts, the floor should be thoroughly washed with pressurized water and allowed to dry. Any areas requiring repair should be repaired with hot asphalt. In newly completed asphalts, it is applied when the asphalt temperature drops below 35 °C after surface-printing made while the asphalt is hot at approximately 80 °C. The 17-6.0 kg colored liquid component (Component B) is put into a clean container and mixed for 1-2 minutes at low speed. 1.5 liters of water is added to the mixture and the mixer is set to a 400-500 rpm, with ½ inch drill and 17 kg powder component (A Component) is added slowly to the liquid mixture during mixing and the mixture is mixed thoroughly for 3-5 minutes until homogenous. The paint is sprayed to the surface of the asphalt with one or two coats by means of a double stage pump connected to a 110 PSI air compressor and a sprayer connected to it. With the brush, the paint spreads on the surface of the asphalt so that no black color remains. In applications, the layer thickness reaches 0.5 mm in one coat and 1 mm in two coats.

# PROCRETE 800

## ULTRA RESISTANT INDUSTRIAL FLOOR COATING



Steel Trowel




Hand Mixer



**Product Description:** PROCRETE 800 is an anti-static floor coating system with a smooth surface, excellent chemical and solvent resistance, applied in 4-6 mm thickness, formed by the addition of special fillers to the resins obtained by modification of polyurethane based resins with special additives and chemicals.

**Features:** Anti-Static: Complies with DIN 51953, BS 2050 (explosive production areas) and BS 5998 standards.

PACKING	A	B	C	TOTAL
		3.125 kg	3.875 kg	18.00 kg
CONSUMPTION	Filler 1-2 kg/ m <sup>2</sup>		BARKOD	 8680746484535
	Lining 7-14 kg/ m <sup>2</sup>			
SHELF LIFE : 6 Months.			COLOR :	
STORAGE : +5°C / +25°C			APPEARANCE :	

**Application Areas:** It can be used as floor coating in environments which faces medium-heavy traffic and chemical loadings, long-lasting and durable coating needing, food, pharmaceutical and chemical industry, powder explosive production areas, solvent production and solvent production areas, laboratories, production sites, that is at explosion risk in industrial facilities, packaging facilities and etc.

**Application Instructions:** The operating and reaction times of resin based systems are affected by ambient and ground temperature and relative humidity in the air. At low temperatures, the chemical reaction slows down, which increases pot life, coating time and working time. At the same time the consumption increases as the viscosity increases. High temperatures increase the chemical reaction and the times mentioned above shorten accordingly. In order for the material to cure completely, the ambient and ground temperature must not fall below the minimum permissible temperature. After completion of the coating, the coating must be protected from direct water contact for at least 24 hours. If a water contact occurs, it will cause carbonation and softening on the coating, causing the coating to lose its properties. In such a case, the entire coating must be removed from the floor and replaced. Produced in ready-to-use sets. No solvent etc. should be added to the mixture during application. PROCRETE coatings are designed for high chemical, thermal and mechanical strengths. The above-mentioned colors may yellow under UV, but this does not affect performances. This effect is more observed in light colors. Mixing should be done with a mechanical mixer of 300-400 rpm and special mortar mixing equipment with epoxy / polyurethane mixing tip fitted. Adhesion of used packages should be ensured by sticking into each other and re-use of the packages should be prevented. All PROCRETE applications are performed by Expert Practitioner Dealers. Before selecting the system, the soil structure and quality should be inspected by Expert Practitioner Dealers.




# PROPOLY FLOOR 770

POLYURETHANE BASED DOUBLE COMPONENT SELF LEVELLING COATING



**Features:** Resistant to friction and abrasion, Elastic structure, Jointless surface, Easy to clean, hygienic, Long-term maintenance-free, Easy to apply, Solvent-free.

PACKING	<b>A</b>	<b>B</b>	<b>TOTAL</b>
	16.00 kg	4.00 kg	20.00 kg
CONSUMPTION	1,4 kg/ m <sup>2</sup> (1mm)		BARKOD  8680746484580
SHELF LIFE : 1 Year.	COLOR :		
STORAGE : +10°C / +25°C	APPEARANCE : Fluid		

**Product Description:** Solvent-free, self-leveling, high elasticity and mechanical strength, hygienic, two component polyurethane based floor coating material.



**Application Areas:** It can be applied in factories, cold stores, warehouses, refrigerated vehicle swaps, shopping malls, workshops, aircraft hangars, schools, indoor sports halls, EPDM plates, hospitals, pharmaceuticals, food industry, laboratories, parking lots, heavy forklift traffic.



**Application Instructions:** The weak parts of the application surfaces should be cleaned by milling, sand blasting or sanding. If the surface is too bright, the surface should be roughened by milling or sand blasting and the specific surface should be increased. If there is oil on the surface, it should be burned. Cleaned surfaces should be primed with PROPOL PR. At least 24 hours after primer application, PROPOLY FLOOR is applied. If a smooth surface is desired, it should be applied with a trowel. Then the gas bubbles are removed with a spiked roller. Add component B to component A and mix for 2-3 minutes with a low speed electric mixer (max. 400 rpm) until a homogeneous color is achieved. The prepared mixture should be applied by brush, roller or spraying machine within 5 minutes depending on the air temperature and environmental conditions. Make sure that a continuous, non-porous coat covers the surface. If necessary, apply two coats of PROPOL PR primer. PROPOLY FLOOR is applied with a notched trowel. Do not use below the minimum permissible temperature to allow the material to cure. Lower temperatures will slow down the curing and higher temperatures will accelerate the curing. Pot life will also vary depending on temperatures.



# PROEPOXY PAINT 630

DOUBLE COMPONENT EPOXY BASED SOLVENT-FREE COATING



Hand Mixer



Roller




Steel Trowel



**Product Description:** Epoxy based, solvent-free, two-component, can be applied to floors and walls.

**Features:** It is spread by itself when applied to the floor. Fast curing, ease of application. Strong adherence. It provides protection against impacts and abrasion. Provides water resistance. Easy to clean. Prevents dusting. Resistant to dilute acids and bases, detergents, It is bright.

PACKING	A	B	TOTAL
	20.00 kg	4.00 kg	24.00 kg
CONSUMPTION	200-600 gr/ m <sup>2</sup>		 BARKOD 8680746483927
	SHELF LIFE : 1 Year.		
STORAGE : +5°C / +25°C		APPEARANCE : Liquid	

**Application Areas:** It is used to create decorative non-corrosive coating on industrial building floors. It is used to create high abrasion resistance in areas exposed to vehicle traffic. It is used as a topcoat in all mineral flooring areas such as factory, warehouse, heliport, underground passages, parking lot, school, shopping center, metro stations, hospitals.

**Application Instructions:** Surface should be cured, dry and firm. Remove oil, grease, dirt, paint and salt vapors which prevent adhesion. Surface should be repaired with PROREPAIR THIN or PROREPAIR and in areas where there is sea water, sewage that causes high-sulphate exposition, to be done with the PROREPAIR PLUS at least 24 hours before application. The application surface should be smooth, bowless. The substrate should be primed with PROEPOXY PR before application. It should be started after 24-48 hours. For metal surfaces, if there is any contamination, it can be sandblasted to create a rough surface. 16 kg A component is mixed first. Add 4 kg B component slowly and mix with low speed mixer until it becomes homogenous. Apply 2 coats with prepared mixture by brush or roller. After the first layer, the second layer application is started between 12-24 hours. Electrical systems should be preferred if heating is to be carried out. Do not contact with water for 24 hours.



# PROEPOXY PAINT TX 640

DOUBLE COMPONENT EPOXY BASED SOLVENT-FREE TEXTURED COATING



Hand Mixer




Steel Trowel



Roller



**Features:** It looks like orange peel. It is spread by itself when applied to the floor. Fast curing, ease of application. Strong adherence. It provides protection against impacts and abrasion. Provides water resistance. Easy to clean. Prevents dusting. Resistant to dilute acids and bases, detergents. It is bright.

PACKING	<b>A</b>	<b>B</b>	<b>TOTAL</b>
	21.00 kg	3.00 kg	24.00 kg
CONSUMPTION	0,6-0,8 kg/ m <sup>2</sup>		 BARKOD : 8680746483934
	SHELF LIFE : 1 Year.		
STORAGE : +5°C / +25°C		APPEREANCE : Liquid	

**Product Description:** Epoxy based, solvent-free, twocomponent, orange peel textured, can be applied to floors and walls as the final coat.



**Application Areas:** It is used to create decorative non-corrosive coating on industrial building floors. It is used to create high abrasion resistance in areas exposed to vehicle traffic. It is used as a topcoat in all mineral flooring areas such as factory, warehouse, heliport, underground passages, parking lot, school, shopping center, metro stations, hospitals. It is used for strengthening of carrier concrete and screeds. It is used to increase the abrasion, dust and impact resistance of concrete.


**Application Instructions:** Surface should be cured, dry and firm. Remove oil, grease, dirt, paint and salt vapors which prevent adhesion. Surface should be repaired with PROREPAIR THIN or PROREPAIR and in areas where there is sea water, sewage that causes high-sulphate exposition, to be done with the PROREPAIR PLUS at least 24 h before application. The application surface should be smooth, bowless. The substrate should be primed with PROEPOXY PR before application. It should be started after 24-48 hours. For metal surfaces, if there is any contamination, it can be sandblasted to create a rough surface. 21 kg A component is mixed first. Add 3 kg B component slowly and mix with low speed mixer until it becomes homogenous. Apply 2 coats with prepared mixture by brush or roller. After the first layer, the second layer application is started between 12-24 hours. Electrical systems should be preferred if heating is to be carried out. Do not contact with water for 24 hours.



# PRONON MMA

# 662

MMA BASED NON-SLIP ROUGH STAIR & FLOOR PAINT



Hand Mixer



Roller




Steel Trowel



**Product Description:** Methyl methacrylate resin based, two component, high resistance, preventing ultraviolet rays and ready to be added with the addition of catalyst, cold application, floor anti-slip paint.

**Features:** Very long life. It adheres to the applied surface at maximum. It dries fast. 1-3 hours after application, the ground can be opened to pedestrian and / or vehicle traffic. It is not affected by UV rays and other atmospheric conditions. It is not affected by impacts and abrasion caused by pedestrian and vehicle traffic. It is resistant to abrasion caused by forklifts such as forklifts and pallet trucks. It is not affected by chemicals, exhaust and oil. It has the ability of thermoplastic stretching which enables it to work together with the bottom surface.

PACKING	A	B	TOTAL
	A : 5.00 kg A : 18.00 kg	B : 45,00 gr B : 180,00 gr	A : 5,045 kg B : 18,180 kg
CONSUMPTION	300-400 gr/ m <sup>2</sup>		BARKOD
			 8680746484498
SHELF LIFE	: 1 Year.		COLOR : Contact us
STORAGE	: +5°C / +25°C		APPEREANCE : Liquid

**Application Areas:** It is easily used on asphalt, concrete, helicopter concrete, ceramic, granite, surface hardened concrete, mosaic, paledian, epoxy etc. surfaces. It is used in gas station, shopping malls, schools, open and closed parking lots of workplaces, residences and shopping malls, shipping and parking ramps, factory walkway, forklift road and reception ramps.



**Application Instructions:** Surfaces must be clean, smooth, firm and free from all kinds of dust, oil, dirt, rust, mold oil, detergent and other anti-stick materials and wastes. Concrete floors should not contain water, moisture and moisture. It should be a dry floor and the surface moisture must be below 4%. It should be prepared by cleaning with suitable mechanical surface preparation techniques such as high pressure water jet, vacuum, roughening, sand blasting. It is mixed with a low speed mixer in a clean container or in its own packaging until a homogenous mixture without lump is obtained. Mixing time should be minimum 5 minutes. PRONON MMA Floor Anti-Slip Paint contains aggregates which are sufficient for non-slip properties. For a more intense non-slip effect, you can sprinkle aggregate on wet paint before the paint dries (in max. 5 minutes). After the drying process is completed (about 1 hour), the excess aggregate on the paint is removed by sweeping. Do not apply in very cold or very hot weather, under extreme sun, extreme windy weather.





# PROEPO FLOOR 661

DECORATIVE FLOORING WITH METALLIC EFFECT



Hand Mixer



Steel Trowel




Roller



**Features:** It spreads automatically when applied to the floor. It is fast, provides application ease. Adherence is strong. Provides protection against wear and impacts. Provides water resistance. Easy to clean. Prevents dusting. Resistant to diluted acids and bases, detergents. It is shiny.



**Product Description:** Product Description: Epoxy based, solventfree, two-component, metallic effect decorative floor covering.

PACKING	<b>A</b>	<b>B</b>	<b>TOTAL</b>
	20.00 kg	4.00 kg	24.00 kg
CONSUMPTION	200-600 gr/ m <sup>2</sup>		 BARKOD : 8680746484481
	SHELF LIFE : 1 Year.		
STORAGE : +5°C / +25°C		APPEARANCE : Contact us	



**Application Areas:** It is used to create decorative non-corrosive coating on industrial building floors. It is used to create high abrasion resistance in areas exposed to vehicle traffic. It is used as a topcoat in all mineral flooring areas such as factory, warehouse, heliport, underground passages, parking lot, school, shopping center, metro stations, hospitals

**Application Instructions:** Surface should be cured, dry and firm. Remove oil, grease, dirt, paint and salt vapors which prevent adhesion. Surface should be repaired with PROREPAIR THIN or PROREPAIR and in areas where there is sea water, sewage that causes high-sulphate exposition, to be done with the PROREPAIR PLUS at least 24 h before application. The application surface should be smooth, bowless. Before application, the surface should be primed with PROEPOXY PR. After 24-48 hours, the application should be started. If there is contamination on metal surfaces, it should be cleaned and sandblasted to form a rough surface. 20 kg A component is mixed first. Add 4 kg of B component slowly and mix with low speed mixer until homogeneous consistency is achieved. Apply 2 layers of prepared mixture by brush or roller. After the first layer, the second layer can be applied between 12-24 hours. If heating is to be performed, electrical systems should be preferred. Direct contact with water should not be allowed for 24 hours.

# PROAGREGA K 555

CEMENT BASED QUARTZ AGGREGATED SURFACE HARDENER



Hand Mixer




Polisher



**Product Description:** Cement based, quartz reinforced, high surface abrasion resistance, containing special chemical additives, ready to use, powdered surface hardening mortar applied by sprinkling.

**Features:** It has very high strength than fresh concrete surfaces. High degree of hardness. Delays surface dusting. Provides a smooth and homogeneous appearance. It has low permeability. It has a natural decorative appearance

PACKING	A	B	TOTAL
	25.00 kg	-	25.00 kg
CONSUMPTION	4-6 kg/ m <sup>2</sup>		 8680746483729
SHELF LIFE	: 1 Year.		
STORAGE	: +5°C / +25°C		<b>APPEREANCE</b> : Powder

**Application Areas:** It is used to create decorative non-corrosive coating for industrial building floors and to create high abrasion resistant floors in vehicle traffic areas. Suitable for use in all mineral based floor covering areas such as factory, warehouse, helicopter runways, underground passageways, parking lot, school, shopping mall, subway stations.

**Application Instructions:** The surface must be cured, dry and intact. It should be cleaned from residues such as oil, grease, dirt, paint and salt vomiting which will prevent adhesion. The surface should be roughened. The carrier concrete of the area to be applied must be at least C25, C30 class. It should be 8-10 cm and contain iron reinforcement. The surface of the fresh concrete to be applied must be smoothed with a wooden trowel. When the hardening occurs on the concrete floor to be applied which footprints may remain, enough amount of surface hardener to be used is placed on the edge of the anos in the working area.

**If spreading with machine:** The whole PROAGREGA K is sprinkled on the concrete surface by means of the spreading method. Spread with the help of the machine.

**Manual spreading by hand:** Spreading is done gradually. First, 2/3 of the part is spread. When the color becomes dark, either the machine is polished with the help of the machine or it is integrated into the concrete by hand with a spatula. After integration with the concrete, the remaining 1/3 is spread. Homogeneous image should be carefully observed. After the spreading material changes the color by taking the water of the concrete, the rough polishing process is carried out at low speed. The surface hardener is integrated into the concrete. The material spilled on the edges of the anodes should be cleaned before proceeding to the finishing process. Otherwise there may be a difference in elevation between two slabs. If there is enough dryness to walk on the concrete after the rough polishing process is finished, the process is terminated when the fine polishing process is performed at high speed and the surface is provided with the desired brightness and smoothness. Ready to use acrylic based PROCURE material is poured. Thus, rapid water losses on the surface are prevented.




# PROAGREGA C 560

CEMENT BASED CORUNDUM AGGREGATE SURFACE HARDENER



**Features:** 2 times more wear resistance than quartz and silica. It has very high strength than fresh concrete surfaces. High degree of hardness. Delays surface dusting. Provides a smooth and homogeneous appearance. It has low permeability. It has a natural decorative appearance.

PACKING	<b>A</b>	<b>B</b>	<b>TOTAL</b>
	25.00 kg	-	25.00 kg
CONSUMPTION	5-8 kg/ m <sup>2</sup>		 8680746483736
	SHELF LIFE : 1 Year.		
STORAGE : +5°C / +25°C		COLOR : Grey- Red - Green	
		APPERANCE : Powder	

**Product Description:** Cement based, corundum reinforced, high surface abrasion resistance, special chemical additives, ready to use, powdered surface hardening mortar applied.



**Application Areas:** It is used to create decorative non-corrosive coating for industrial building floors and to create high abrasion resistant floors in vehicle traffic areas. Suitable for use in all mineral based floor covering areas such as factory, warehouse, helicopter runways, underground passageways, parking lot, school, shopping mall, subway stations.

**Application Instructions:** The surface must be cured, dry and intact. It should be cleaned from residues such as oil, grease, dirt, paint and salt vomiting which will prevent adhesion. The surface should be roughened. The carrier concrete of the area to be applied must be at least C25, C30 class. It should be 8-10 cm and contain iron reinforcement. The surface of the fresh concrete to be applied must be smoothed with a wooden trowel. When the hardening occurs on the concrete floor to be applied which footprints may remain, enough amount of surface hardener to be used is placed on the edge of the anos in the working area.

**Manual spreading by hand:** Spreading is done gradually. First, 2/3 of the part is spread. When the color becomes dark, either the machine is polished with the help of the machine or it is integrated into the concrete by hand with a spatula. After integration with the concrete, the remaining 1/3 is spread. Homogeneous image should be carefully observed. After the spreading material changes the color by taking the water of the concrete, the rough polishing process is carried out at low speed. The surface hardener is integrated into the concrete. The material spilled on the edges of the anodes should be cleaned before proceeding to the finishing process. Otherwise there may be a difference in elevation between two slabs. If there is enough dryness to walk on the concrete after the rough polishing process is finished, the process is terminated when the fine polishing process is performed at high speed and the surface is provided with the desired brightness and smoothness. Ready to use acrylic based PROCURE material is poured. Thus, rapid water losses on the surface are prevented.





# PROAGREGA S 550

CEMENT BASED SILICA AGGREGATE SURFACE HARDENER




Hand Mixer

Polisher



**Features:** It has very high strength than fresh concrete surfaces. Surface wear resistance is high. High degree of hardness. Delays surface dusting. Provides a smooth and homogeneous appearance. It has low permeability. It has a natural decorative appearance. Easy and practical to apply. Unlike epoxy products, it is easy to clean. Resistant to vehicle traffic and high load.

**Product Description:** It is a cement-based, silica-reinforced, surface hardening mortar with high abrasion resistance, containing special chemical additives, ready for use, sprinkled in powder form.

PACKING	<b>A</b>	<b>B</b>	<b>TOTAL</b>
	25.00 kg	-	25.00 kg
CONSUMPTION	4-6 kg/ m <sup>2</sup>		BARKOD  8680746483712
SHELF LIFE : 1 Year.		COLOR : Grey - Red - Green	
DEPOLAMA : +5°C / +25°C		APPEREANCE : Powder	

**Application Areas:** It is used to create decorative non-corrosive coating for industrial building floors and to create high abrasion resistant floors in vehicle traffic areas. Suitable for use in all mineral based floor covering areas such as factory, warehouse, helicopter runways, underground passageways, parking lot, school, shopping mall, subway stations.

**Application Instructions:** The surface must be cured, dry and intact. It should be cleaned from residues such as oil, grease, dirt, paint and salt vomiting which will prevent adhesion. The surface should be roughened. The carrier concrete of the area to be applied must be at least C25, C30 class. It should be 8-10 cm and contain iron reinforcement. The surface of the fresh concrete to be applied must be smoothed with a wooden trowel. When the hardening occurs on the concrete floor to be applied which footprints may remain, enough amount of surface hardener to be used is placed on the edge of the anos in the working area.

**If spreading with machine:** The whole PROAGREGA S is sprinkled on the concrete surface by means of the spreading method. Spread with the help of the machine.

**Manual spreading by hand:** Spreading is done gradually. First, 2/3 of the part is spread. When the color becomes dark, either the machine is polished with the help of the machine or it is integrated into the concrete by hand with a spatula. After integration with the concrete, the remaining 1/3 is spread. Homogeneous image should be carefully observed. After the spreading material changes the color by taking the water of the concrete, the rough polishing process is carried out at low speed. The surface hardener is integrated into the concrete. The material spilled on the edges of the anodes should be cleaned before proceeding to the finishing process. Otherwise there may be a difference in elevation between two slabs. If there is enough dryness to walk on the concrete after the rough polishing process is finished, the process is terminated when the fine polishing process is performed at high speed and the surface is provided with the desired brightness and smoothness. Ready to use acrylic based PROCURE material is poured. Thus, rapid water losses on the surface are prevented.




# PROFLOOR X 825

## MMA RESIN BASED GENERALPURPOSE FLOOR PAINT



**Features:** It has high covering power. It is resistant to rain and water. Quick and easy to apply. High mechanical strength. Does not fade or yellow over time. Resistant to abrasion. It is not affected by human and vehicle traffic. Can be used on vertical and horizontal surfaces. Covers the surface perfectly homogeneous. Quickly applied. Prevents dusting. Bright appearance.

PACKING	<b>A</b>		
	1.00 kg		
	5.00 kg	-	
	18.00 kg		
CONSUMPTION	300-500 gr/m <sup>2</sup>	BARKOD	 8680746484047
SHELF LIFE : 1 Year.		COLOR : Contact us	
STORAGE: +5°C / +25°C		APPEREANCE : Liquid	

**Product Description:** MMA based, solvent based, glossy appearance, floor paint.



**Application Areas:** Concrete, screed and paving stones, Internal and external applications, Warehouses and factories, Shopping centers, supermarkets, For warehouse floors, Tourist facilities, bike paths, coastline, walking paths, squares, parks and gardens.

**Application Instructions:** The surface should be cured, dry and sound. Remove any oil, grease, dirt, dust, etc. that will prevent adhesion. Ready to use. Then It should be mixed product until it contains a homogenous consistency by up to 400 rpm mixer.. Directly applied. Product can be applied with roller or spraying equipment. To achieve optimum quality, please follow the instructions for use. It should not be applied in very windy, rainy weather which is directly exposed to sunlight at very high temperature. Application should not be applied on surfaces with frost hazard. Application should be between +5 C and +30 C. Do not apply at temperatures below 5 °C. 24 hours after the application, rain, water, frost and adverse effects should be protected from external factors.

**PROTEC**

**885**

COMPOSITE FLOOR POLISH




Roller



**Product Description:** Alpha-silane-terminated polyether-based, solvent-free, low viscosity, new generation floor polish that penetrates deep into the pores on the mineral based surface.

**Features:** One component. Smear-based. It is easy to use. Ready to use. Adherence is high. Erasable. Does not hold dirt. Creates shiny film.

PACKING	A	B	TOTAL
		5.00 kg	-
CONSUMPTION	100 gr/m <sup>2</sup>		 8680746484139
	SHELF LIFE : 1 Year.		
	STORAGE : +5°C / +25°C		APPEREANCE : Liquid


**Application Areas:** It is applied after cement based floor coverings. Commercial and private residences grounds. Parking lots, car repair shops, railway stations and logistics centers, Show halls, restaurants, events and congress centers or on the grounds of museums



**Application Instructions:** The surface should be cured, it should be strong, loose surface, mortar, concrete part, etc. are cleaned and the surface is secured. Remove oil, grease, dirt, paint and salt vapors that would prevent adhesion. PROTEC is ready to use. The product is mixed with a medium speed mixer at 400-600 rpm for a homogenous mixture. It is applied by roller. 2 times recommended. The first layer strengthens the floor by filling the pores. The second layer increases the scratch and wear resistance. Creates a homogeneous, glossy surface on the floor. To achieve optimum quality, please follow the instructions of the application. The application should be between +5 C and +30 C. Do not apply in hot, rainy and windy weather. Do not apply on surfaces with frost hazard. The product should be protected from rain, water, frost and adverse external factors until the curing area (28 days).







**EPOXY**

# **BASED PRODUCTS**



- 151 - Proepoxy Pr 601
- 152 - Proepoxy Wt Pr 610
- 153 - Proepoxy Pr 602
- 154 - Promortar Epo 540
- 155 - Proepoxy Self 620
- 156 - Proepoxy Sand 01-03 650
- 157 - Progrout Epo 545
- 158 - Proepodeco 670
- 159 - Propigment 672
- 160 - Proepodeco C 680
- 161 - Prokapsil 675



**PROEPOXY PR 601**

EPOXY BASED SOLVENT FREE DOUBLE COMPONENT TRANSPARENT PRIMER



Hand Mixer



Roller



Steel Trowel




Squeegee



**Product Description:** It is an epoxy based, solvent free, low viscosity, high strength two component primer.

**Features:** Solvent free. Fills the cracks in the concrete as impregnation creates an impermeable surface. Fast curing, ease of application. Creates shiny film. Strong adherence. Protects against impacts. Provides water resistance. Resistant to dilute acids and bases. It prevents dusting when used as a top coat.

PACKING	A	B	TOTAL
	12.00 kg	6.00 kg	18.00 kg
CONSUMPTION	200-400 gr/ m <sup>2</sup>		 8680746483880
	SHELF LIFE : 1 Year.		
STORAGE: +5°C / +25°C		APPEARANCE : Liquid	



**Application Areas:** It is used as a primer before all epoxy based systems. It is used as adherence enhancer before PROEPOXY PAINT 2K Solvent Free Epoxy Floor and Wall Paint applications. It is used as a mechanical resistance enhancer. It is applied on mineral surfaces such as concrete, screed. It is used to protect against abrasion and dusting on mineral surfaces such as concrete, screed. Used indoors and outdoors.

**Application Instructions:** Surface should be cured, dry and firm. Remove oil, grease, dirt, paint and salt vapors which prevent adhesion. Surface should be repaired with PROREPAIR THIN or PROREPAIR and in areas where there is sea water, sewage that causes high-sulphate exposition, to be done with the PROREPAIR PLUS at least 24 h before application. The application surface should be smooth, bowless. 12 kg A component is mixed first. Blend 6 kg of B component slowly and mix with low speed mixer until it becomes homogenous. Apply one coat with brush or roller. On very absorbent surfaces, the second layer can be applied 2-3 hours after the first coat application. Then, PROEPOXY 2K Solvent Free Floor and Wall Paint application is done safely.





# PROEPOXY WT PR 610

EPOXY BASED SOLVENT FREE HUMID TOLERANT DOUBLE COMPONENT PRIMER



Steel Trowel



Hand Mixer



Roller




Brush



**Product Description:** Epoxy based, solvent-free, low viscosity, moisture tolerant two-component primer.


**Features:** It is a barrier against moisture and water. Creates an impermeable surface while filling all cracks on the surface by impregnating. Fast curing, ease of application. Creates shiny film. Strong adherence. Protects against impacts. Provides water resistance. Resistant to dilute acids and bases. It prevents dusting when used as a top coat.

PACKING	<b>A</b>	<b>B</b>	<b>TOTAL</b>
	7,50 kg	2,50 kg	10.00 kg
CONSUMPTION	200-400 gr/ m <sup>2</sup>		BARKOD  8680746483903
SHELF LIFE : 1 Year.			COLOR : Transparent
STORAGE : +5°C / +25°C			APPEARANCE : Transparent

**Application Areas:** It is used as a primer before all epoxy based systems. It is used as adherence enhancer before PROEPOXY PAINT 2K Solvent Free Epoxy Floor and Wall Paint applications. It is used as a mechanical resistance enhancer. It is applied on mineral surfaces such as concrete, screed. It is used to protect against abrasion and dusting on mineral surfaces such as concrete, screed. Used indoors and outdoors.

**Application Instructions:** Surface should be cured, dry and firm. Remove oil, grease, dirt, paint and salt vapors which prevent adhesion. Surface should be repaired with PROREPAIR THIN or PROREPAIR and in areas where there is sea water, sewage that causes high-sulphate exposition, to be done with the PROREPAIR PLUS at least 24 h before application. The application surface should be smooth, bowless. 7,5 kg A component is mixed first. Blend 2,5 kg of B component slowly and mix with low speed mixer until it becomes homogenous. Apply one coat with brush or roller. On very absorbent surfaces, the second layer can be applied 2-3 hours after the first coat application. Then, PROEPOXY 2K Solvent Free Floor and Wall Paint application is done safely.



**PROEPOXY PR 602****EPOXY BASED SOLVENT FREE DOUBLE COMPONENT FILLED PRIMER**

Hand Mixer



Roller



Brush




Steel Trowel



**Product Description:** It is an epoxy based, solvent free, low viscosity, filled high strength two component primer.

**Features:** Solvent free. Fill the cracks in the concrete as impregnation creates an impermeable surface. Fast curing, ease of application. Creates shiny film. Strong adherence. Protects against impacts. Provides water resistance. Resistant to dilute acids and bases. It prevents dusting when used as a top coat.

PACKING	A	B	TOTAL
		17.00 kg	8.00 kg
CONSUMPTION	200-400 gr/m <sup>2</sup>		 8680746483897
	SHELF LIFE : 1 Year.		
STORAGE : +5°C / +25°C		APPEARANCE : Liquid	



**Application Areas:** It is used as a primer before all epoxy based systems. It is used as adherence enhancer before PROEPOXY PAINT 2K Solvent Free Epoxy Floor and Wall Paint applications. It is used as a mechanical resistance enhancer. It is applied on mineral surfaces such as concrete, screed. It is used to protect against abrasion and dusting on mineral surfaces such as concrete, screed. Used indoors and outdoors.

**Application Instructions:** Surface should be cured, dry and firm. Remove oil, grease, dirt, paint and salt vapors which prevent adhesion. Surface should be repaired with PROREPAIR THIN or PROREPAIR and in areas where there is sea water, sewage that causes high-sulphate exposition, to be done with the PROREPAIR PLUS at least 24 h before application. The application surface should be smooth, bowless. 17 kg A component is mixed first. Blend 8 kg of B component slowly and mix with low speed mixer until it becomes homogenous. Apply one coat with brush or roller. On very absorbent surfaces, the second layer can be applied 2-3 hours after the first coat application. Then, PROEPOXY 2K Solvent Free Floor and Wall Paint application is done safely.



# PROMORTAR EPO 540

EPOXY BASED HIGH RESISTANT STRUCTURAL REPAIR MORTAR



Steel Trowel



Hand Mixer



Trowel



Spatula




**Product Description:** It is an epoxy based, solvent-free, threecomponent thick-grained high strength repair mortar.

**Features:** Adherence is very high. Easy to prepare and apply. It has high impact and pressure resistance. Does not shrink and shrinkage. Resistant to abrasion. It gives the desired performance in one layer. It is easy and quick to prepare. Can be used in structural repairs. Resistant to water, salt solutions, alkalis, diluted acids.

PACKING	A	B	C	TOTAL
	2.00 kg	1.00 kg	17.00 kg	20.00 kg
CONSUMPTION	2 kg/ m <sup>2</sup> (1mm)		BARKOD	 8680746483699
SHELF LIFE : 1 Year.			COLOR : Sand color	
STORAGE: +5°C / +25°C			APPEARENCE : Sand color	

**Application Areas:** It is used for fixing steel columns to the foundation, mounting machine foundations, mounting manhole beds, repairing and upgrading, repairing concrete, repairing concrete floors exposed to traffic, fixing turbines in RES plants, mounting prefabricated concrete building elements, repairing pavement stones and filling the gaps.

**Application Instructions:** The surface must be dry, sound and free of dust. It should be cleaned from residues such as oil, grease, dirt, paint and salt vomiting which will prevent adhesion. Under all circumstances, the surface adherence should be over 1.5 N / mm<sup>2</sup> and the moisture content should be below 4%. If PROEPOXY PR Primer is applied on the floor beforehand, after the primer is applied, it should be repaired while it is wet. Mix components A and B until a homogeneous mixture is obtained. The powder component C is then added slowly with stirring. EPO MORTAR can be applied with a trowel or spatula. Thick applications can be applied in 2 -3 layers. Wait until full drying between the coats. The prepared product should be used within 20 minutes.





**PROEPOXY SELF****620**EPOXY BASED SOLVENT FREE SELF  
LEVELLING DOUBLE COMPONENT COATING

Hand Mixer



Trowel




Roller



Steel Trowel



**Features:** Solvent free. Creates an impermeable surface while filling all cracks on the surface by impregnating. Fast curing, ease of application. Creates shiny film. Strong adherence. Protects against impacts. Provides water resistance. Resistant to dilute acids and bases.

PACKING	A	B	TOTAL
	20.00 kg	4.00 kg	24.00 kg
CONSUMPTION	1,5-2,0 kg/m <sup>2</sup>		 BARKOD 8680746483910
	SHELF LIFE : 1 Year.		
STORAGE : +5°C / +25°C		APPEARANCE : Liquid	



**Product Description:** Epoxy based, solvent free, low viscosity, high strength two component selflevelling coating.



**Application Areas:** It is used to create decorative non-corrosive coating on industrial building floors. It is used to create high abrasion resistance in areas exposed to vehicle traffic. It is used as a topcoat in all mineral flooring areas such as factory, warehouse, heliport, underground passages, parking lot, school, shopping center, metro stations, hospitals. It is used for strengthening of carrier concrete and screeds. It is used to increase the abrasion, dust and impact resistance of concrete.

**Application Instructions:** Surface should be cured, dry and firm. Remove oil, grease, dirt, paint and salt vapors which prevent adhesion. Surface should be repaired with PROREPAIR THIN or PROREPAIR and in areas where there is sea water, sewage that causes high-sulphate exposition, to be done with the PROREPAIR PLUS at least 24 h before application. The application surface should be smooth, bowless. 20 kg A component is mixed first. Blend 4 kg of B component slowly and mix with low speed mixer until it becomes homogenous. The prepared mortar is poured onto the surface starting from a corner and spreads spontaneously. The thickness of the selflevelling mortar should be adjusted with a steel trowel. To prevent the formation of air bubbles, the surface is smoothed with the hedgehog roller. If overcoating is to be done, it can be done after 24 h. It is recommended to complete the process within maximum 15-20 minutes in order to make maximum use of the product due to its expansion properties. The expired mortar must be disposed of.


# PROEPOXY SAND 01-03 /03-08 650

EPOXY SAND



**Product Description:** It is a silica epoxy group with a grain distribution of 100-300 microns and 300-800 microns for use in Proepoxy systems.

**Features:** Epoxy sand is highly abrasion resistant.

	A	B	TOTAL
PACKING	25.00 kg		25.00 kg
CONSUMPTION			BARKOD  8680746483941
SHELF LIFE : 1 Year.		COLOR : Black	
STORAGE : +5°C / +25°C		APPEREANCE : Powder	


**Application Areas:** It is used in epoxy floor coatings.

**Application Instructions:** It is applied in accordance with the intended use.



**PROGROUT EPO****545**

EPOXY BASED HIGH RESISTANCE GROUT MORTAR



Hand Mixer




Trowel




Iron bar



**Features:** It self-levels. Adhesion strength is very strong. Saves time and labor. Easy to apply, no shrinkage and shrinkage crack. The compressive and bending strengths are very good. High abrasion resistance. It protects the steel reinforcement against corrosion. It has high alkali and dilute acid resistance. Not affected by salt water.

PACKING	A	B	C	TOTAL
	3.00 kg	1.50 kg	15.50 kg	20.00 kg
CONSUMPTION	2 kg/ m <sup>2</sup> (1mm)		BARKOD	 8680746483705
SHELF LIFE	: 1 Year.		RENK	: Sand color/Grey
STORAGE	: +5°C / +25°C		APPEREANCE	: Sand color



**Product Description:** Epoxy based, solvent free, high strength, fast setting, non-shrink, fluid, general purpose, three component grout mortar.



**Application Areas:** It is used for fixing the steel columns to the foundation and mounting the machine foundations. Used for mounting, repairing and raising manhole bearings. It is used in concrete repair and repair of concrete floors exposed to traffic. It is used for the assembly of prefabricated concrete building elements and for the repair of paving stones. It is used for repairing fractures on concrete floors and filling gaps. Used for the repair of industrial floors.

**Application Instructions:** The surface must be dry, sound and free of dust. It should be cleaned from residues such as oil, grease, dirt, paint and salt vomiting which will prevent adhesion. The surface should be roughened. If there is rust in the metal reinforcement, it should be removed. Molds must be firmly secured. Check the tightness with the water filling process. If the application is to be made on old concrete, the surface must be moistened before application. Concrete should be saturated with water. Water deposits should be avoided. Mix components A and B until a homogeneous mixture is obtained. The powder component C is then added slowly with stirring. Mold is made in the place where the casting will be made. The mold should be installed in a way to prevent water leaks. Prepared mixture is applied by pouring. Can be supported with steel trowel. The mold must be filled on one side without interruption, thus preventing air formation in the mold. Air bubbles that may form prevent surface contact and weaken adherence. The mortar, which is prepared due to its rapid setting, should be applied without waiting. It is ensured that mortar is settled by swelling with iron bar. It is recommended that the process be completed within a maximum of 3-5 minutes in order to maximize the use of the product due to its expansion properties. Expired mortar should be disposed of. Keep away from water until cured.



# PROEPODECO 670

EPOXY BASED DOUBLE COMPONENT TRANSPARENT DECORATIVE CASTING PRODUCT




Hand Mixer



**Product Description:** It is a nonfilled, solvent-free, transparent two-component product developed for epoxy based 3D systems

**Features:** It is a transparent system which is suitable for thick castings (table, bench, etc.) and has high scratch resistance and hardness. Depending on the desired hardness, the B component ratio can be used between 40-100%. If it is desired to obtain a hard product, it should be used in A: B = 100: 40 ratio. This ratio can be extended to A: B = 100: 100 to obtain a highly flexible product.

PACKING	A	B	TOTAL
		20.00 kg	8.00 kg
CONSUMPTION	BARKOD		 8680746483965
SHELF LIFE : 1 Year.		COLOR : Transparent	
STORAGE : +5°C / +25°C		APPEREANCE : Liquid	

**Application Areas:** It is suitable for decorative casting and coatings.

**Application Instructions:** All surfaces to be treated must be free of dust, oil, cleaned and dry. The temperature of both components, resin and hardener during mixing and application should never be less than 15 ° - 20 ° C. Heating the molds to be applied at 35-40 ° C facilitates the application. Before the mixture, it is recommended to cure the resin at 45-50 ° C for 4-6 hours. It is recommended that you make pre-tests to verify that the product is suitable for the intended purpose. B component is added to the A component with gentle mixing. Slow mixing is important to minimize bubble formation.

**Recommended ratio for obtaining hard products;**

A = 100  
B = 40 (By Weight)

**For more flexible product:**

A = 100  
B = 40 -100 (By Weight.)  
Please stick to these rates.


Starting from 15 Â° C, the mixture starts to harden. At lower temperatures and higher humidity, the polymerization of the product does not ideally occur. The table in the Performance section contains details. As component B increases, the curing time increases. Do not dilute the product with any solvent, water or diluent. The addition of another additive changes the properties of the product, so it is not recommended to be used if it does not homogenize.



**PROPIGMENT****672**

POWDER PIGMENT FOR EPOXY



PACKING	A	B	C	TOTAL
Depending on demand.				
CONSUMPTION	Variables		BARKOD	
				
			8680746484504	
SHELF LIFE : 1 Year.			COLOR : As desired	
STORAGE: +5°C / +25°C			APPEREANCE : As desired	



**Ready to Use 3D Epoxy System Pastes:** It is a solvent-free color paste developed for epoxy resins. Pastes consist of solvent-free epoxy binder and solvent-free epoxy binder which are developed for coloring of 3d epoxy systems containing solvent-free epoxy binders and perfectly dispersed pigments. It is fluid. Light fastness values are high. It is resistant to weather conditions and resistant to chemicals. Color intensity is high. In use for the colored 3d epoxy system, component A is added to the base. The quantity is adjusted according to the desired color darkness. The added paste is added to the resin and mixed until a homogeneous color is obtained. When the desired color is reached, after the addition of component A and 40% by mass of the amount of paste added, the casting is done. It is recommended not to use more than 20% as it may affect the performance of the resin.

**Pearl:** Powder Pearlescent Pigments can be used to create a metallic effect in harmony with all water based, oil based and solvent based systems with high heat and chemical resistance. It mixes easily with your epoxy mixture and does not react chemically. They give metallic or pearl effect. It does not cause reactions that risk your mold and health such as foaming and overheating. In 3d epoxy systems, these pigments mix easily and without residue. They give a reflective effect that varies depending on color and light source. In addition, because they do not contain heavy metals due to their structure, they are harmless to human health and environmentally friendly. It is added to base A for use in colored 3d epoxy system. The quantity is adjusted according to the desired color darkness. The added pearlescent pigment is added to the resin and mixed until a homogeneous color is obtained. When the desired color is achieved, after adding about 40% by mass of component B of component A, the casting is performed. It is recommended not to use more than 20% as it may affect the performance of the resin.



# PROEPODECO C 680

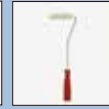
EPOXY POLISH AFTER SANDPAPER



Emery



Hand Mixer




Roller



Brush

**Features:** It protects the casting product against corrosion from the outside. Prevents dusting. Bright appearance. Extends the life of the product.

**Product Description:** It is an epoxy polish to be used after sandpapering on epoxy casting products.

PACKING	1.00 kg	-	<b>TOTAL</b>	
	5.00 kg		1.00 kg	5.00 kg
	300-400 gr/m <sup>2</sup>	BARKOD		
			8680746483972	
<b>SHELF LIFE</b> : 1 Year.		<b>COLOR</b> : Transparent		
<b>STORAGE</b> : +5°C / +25°C		<b>APPEARANCE</b> : Liquid		

**Application Areas:** It is used after decorative casting and sanding the product.

**Application Instructions:** The surface should be cured, dry and solid. Remove any oil, grease, dirt, dust, etc. that will prevent adhesion. Ready to use. The product is mixed and applied directly as a thin layer. To achieve optimum quality, please follow the instructions for use. It should not be applied in very windy, rainy weather which is directly exposed to sunlight at very high temperature. Application should not be applied on surfaces with frost hazard. The application must not be exposed to the area traffic. Application should be between +5 C and +25 C. Do not apply at temperatures below 5 °C.





**PROKAPSIL****675**


MOLD DUPLICATING PUTTY FOR CASTING



Hand Mixer



**Features:** The hardened product form has high mechanical properties. Shelf life stability is good. Exceptional flexibility. It cures without any problem, even in fine patterned complex pattern molding. High tear strength.

CONSUMPTION	PACKING	A		TOTAL
		1.00 kg		
		5.00 kg		
		25.00 kg		
		BARKOD	 8680746484351	
SHELF LIFE : 1 Year.		COLOR : Cream / Pink		
STORAGE: +5°C / +25°C		APPEREANCE : Liquid		



**Product Description:** A twocomponent, silicone compound that is curing at room temperature.



**Application Areas:** It is used in decorative cast producing which is used in epoxy based products casting processes.



**Application Instructions:** 100 unit of silicon and 3 unit of catalyst in the means of the mass(100 silicon: 3 catalyst) are transferred to a suitable plastic container. Mixed. The container must be large enough for expansion. It is recommended that the air to be formed during the mixing process be vacuumed. The mixed product is poured into a thin strip from one corner of the mold. Allow silicone to cure for 2-4 hours at 24C before removing from the model. The increased viscosity of the mixture indicates that vulcanization has begun. For best results, allow the mold to stand for 24 hours before use.



**MORTAR**


# **ADDITIVES**



- 163 - Provisco 701
- 164 - Procrys 720
- 165 - Prolatex 710
- 166 - Proantifiriz 750
- 167 - Pros Mortar 740
- 168 - Propowder 730

**PROVISO****701****WATERPROOFING ADDITIVE FOR MORTAR AND CONCRETE**

**Features:** It is used in the production of high strength concrete, reducing the water ratio in water / cement ratio and achieving normal processing ability. Due to the lubricating effects, the internal friction of the concrete is reduced, thus increasing the workability of the concrete. Reduces the capillary water absorption of concrete. Provides crack-free durability.

PACKING	5.00 kg	-	-
	30.00 kg		
CONSUMPTION	weight of cement % 0,8-1,5	BARKOD	 8680746483989
SHELF LIFE : 1 Year.		COLOR : Brown	
STORAGE : +5°C / +25°C		APPEARANCE : Liquid	

**Product Description:** Sulphonate based, ready to use, water impermeable additive.



**Application Areas:** It is used as water impermeability additive in all types of cementitious (except alumina) mortars. It is used in underground concrete foundations, tunnels, channels, all concrete slabs, mortar and concrete.

**Application Instructions:** Ready to use. Direct use. 0,8 - 1,5% of the cement is added to the mixture water. Application should be done between +5 C and +30 C. Do not apply in hot, rainy and windy weather. Do not apply on surfaces that are at risk of frost. The product should be protected from rain, water, frost and negative external factors until curing (28 days).

**Performance ;** It improves the workability of concrete for placing chate in the concrete without reducing the amount and strength of the cement. Reactivity is very high. Fully ionized in alkaline environment. PROVISO interacts physically and chemically with cement particles and changes the rheology of fresh concrete positively. Cement particles are absorbed to the surface.



# PROCRYS


# 720

LIQUID CRYSTALLIZED ADDITIVE FOR MORTAR & CONCRETE



**Product Description:** PROCYS 720 is a fluidized crystallization liquid used on mineral surfaces such as cementitious (except alumina) concrete screed.

**Features:** Increases the strength of concrete. Strengthens the surface. It is quite fluid.

PACKING	30.00 kg	-	-
	200.00 kg		
CONSUMPTION	% 1- 3 (Weight of cement)	BARKOD	 8680746484009
SHELF LIFE : 1 Year.		COLOR : White	
STORAGE : +5°C / +25°C		APPEARANCE : Liquid	

**Application Areas:** It is applied to mineral surfaces such as screed, concrete; It is used as a crystallized additive in all types of cementitious (except alumina) mortars. It is used in underground concrete foundations, tunnels, channels, all concrete slabs, mortar and concrete production.

**Application Instructions:** The surface must be cured, moist and stable. It should be cleaned from residues such as oil, grease, dirt, paint and salt vomiting which will prevent adhesion. If there are surface defects, PROREPAIR THIN or PROREPAIR should be used to repair and, PROREPAIR PLUS should be used to repair at least 24 hours in advance if the application will be made in environments exposed to high sulphate such as sea water, sewage. Ready to use. It can be used with 1-3% of the cement amount by shaking directly. It is recommended to pilot for full rate.




**PROLATEX****710**

ADHESIVE INCREASE ADDITIVE FOR MORTAR AND CONCRETE



**Features:** It increases the bending, adhesion and tensile strength of the added mortar. Protects reinforcement against corrosion. Reduces the formation of capillary cracks by increasing adherence within the mortar. It is used to prevent cracking in screeds. Prevents sudden water loss and removes shrinkage cracks.

PACKING	<b>A</b>		<b>TOTAL</b>
	5.00 kg 30.00 kg	-	5.00 kg 30.00 kg
CONSUMPTION	Latex /water 1/3-1/4	BARKOD	 8680746483996
SHELF LIFE : 1 Year.		COLOR : White & Transparent	
STORAGE : +5°C / +25°C		APPEARANCE : Liquid	

**Product Description:** It is a ready-to-use, adherence enhancing concrete admixture that is acrylic emulsion based, added to cementitious mortars, multipurpose, increases strength and has very good binder properties.



**Application Areas:** It is used in repair mortars, plasters, abrasion resistant coatings, screeds, ceramic bonding mortars, thermal insulation mortars, all cement based mortars where adhesion strength is desired. It is used in underground foundations, tunnels and canals. It is used in all concrete slabs, mortar and concrete structures in order to increase the adhesion strength of brick, gas concrete and similar building materials.

**Application Instructions:** If there is water leakage on the surface, it should be drained or closed with a suitable spigot. There should be no water on the surface. The surface should be saturated with water for 12 hours before application.

**Consumption ratio :** PROLATEX/Water Ratio: 1/3 - 1/4  
Cement/Sand Ratio: 1/3

The mixture prepared with water is added directly to the dry mortar. To achieve optimum quality, please stick to the application instructions. Application should be between +5 C and +30 C. It should not be applied in hot, rainy and windy weather. Do not apply on surfaces that are at risk of frost. The product should be protected from rain, water, frost and negative external factors until curing (28 days).






**PROANTIFIRIZ****750**

CONCRETE ANTIFREEZE FROST PREVENTIVE  
LIQUID ADDITIVE



**Product Description:** It is a reliable and chloride free plaster, screed and concrete admixture that provides high quality concrete casting by accelerating the socket in low temperature weather.

**Features:** It accelerates the formation of aluminate and silicate gels as a result of the reactions given by the cement with water in fresh concrete. It accelerates the hydration of the fresh concrete and provides the hardening and strength of the fast concrete. Therefore, it helps to cast concrete in cold weather conditions. Anti-freeze reduces the hardening time of cement like additives in other alkali structures, and increases the strength of concrete during the first hour and days.

PACKING	30.00 kg	-	-
	% 1-3 (Weight of Cement)	BARKOD	 8680746484511
SHELF LIFE : 1 Year.		RENK : Transparent	
STORAGE : +5°C / +25°C		APPEREANCE : Fluid	

**Application Areas:** It is used in all kinds of concrete and mortar works in cold weather conditions, in places where concrete and mortar should be set early, in cases where the light frost danger continues throughout the day and when frost danger is expected during the night.


**Application Instructions:** It should be preferred when the ambient temperature is highest at the place where screed, plaster or concrete will be cast. Noon hours are the best time to make this application. Additional precautions should be taken beforehand to protect the surface from frost, rain, dew and frost. PROANTIFIRIZ 750 is used in concrete by adding the product to the mixing water or by mixing directly into the freshly prepared low-slump fresh concrete. When added directly to fresh concrete, the mixing time is increased for 3 minutes with a high speed mixer to ensure homogeneity. Before pouring concrete, it should be checked that it is homogeneous. In the production of screed or plaster, a dry mixture is prepared for 50 kg cement and approximately 150 kg sand. For 50 kg cement, 1 kg PROANTIFIRIZ 750 should be used. PROANTIFIRIZ 750 is added to about 5 kg of water (about 2% of the binder) and the dry mixture is opened with this water. Clean, clear water is added until the screed reaches the desired workability consistency. Work clothes that comply with occupational health and safety rules should be worn during the application of the product. Appropriate work glasses, gloves and masks should be used. Mold and reinforcement should be protected against water, snow and icing and should be brought to a minimum of 0 °C with preheating, if necessary. If possible, wooden formwork should be preferred instead of steel formwork. Cement with high clinker ratio should be preferred instead of using doped cement. Molds must be insulated against temperature losses. The temperature of the fresh concrete should be at least 5-15 C, depending on the ambient temperature and the thickness of the concrete casting. The loss of temperature and humidity must be prevented by covering or insulating the concrete, and the concrete must be protected very tightly until it reaches the strength limit of 4-5 N / mm<sup>2</sup>. If PROANTIFIRIZ 750 is frozen in the drum, it must be thawed and mixed in a place with high ambient temperature, not exposed to direct fire. At the end of the dissolution, the properties of the product do not change. When using PROANTIFIRIZ 750, local materials must be tested and the appropriate concrete mixture must be considered. PROANTIFIRIZ 750 should not be added to dry cement.





**PROS MORTAR 740****MORTAR DRYING ACCELERATOR ADDITIVE**

**Features:** It increases the frost resistance of concrete in cold climatic conditions. In winter, it is used alone or as an additive. Protects concrete from frost. It speeds up the socket and shortens the start and end setting times. It ensures that the concrete resistance limit required for frost resistance (at least 5 N / mm<sup>2</sup>) is taken as soon as possible and reduces this time. It does not contain chloride or other components that will cause corrosion in the reinforcement. For this reason, it is suitable for use in various reinforced concrete structures.

PACKING	<b>A</b>	<b>B</b>	<b>TOTAL</b>
	30.00 kg 200.00 kg	-	-
CONSUMPTION	%0,5-1,5 of cement		
	BARKOD	 8680746484528	
SHELF LIFE	: 1 Year.		COLOR :
STORAGE	: +5°C / +25°C		APPEARANCE : Fluid



**Product Description:** It is a setting accelerator additive that accelerates the setting of concrete in low temperature / cold weather conditions and increases its early strength.



**Application Areas:** It is used in castings where concrete is protected from frost and early high strength is required, in cases where there is risk of frost or it is difficult to pour concrete in cold weather, in ready-mixed concrete, precast and precast concrete castings. It is used where the concrete socket should accelerate, where early mold removal or fast loading is required. It is used with all cement types with and without additives. It is used in combination with mineral additives such as fly ash, micro silica and slag where high binding material is desired.

**Application Instructions:** It can be used by adding the concrete to the mixture water or by mixing it directly to the freshly prepared low-slump fresh concrete. It should not be added directly on the dry mixture. It is used in the ratio of 0.5% to 1.5% of the weight of the binder contained in the concrete. After adding 60-70% of the water to be added to the mixture, the remaining mixture should be added to the mixture together with the water. If it is added directly to fresh concrete, the mixing time should be extended for at least 1-2 minutes in the rapid cycle in order to ensure adequate homogeneity or this period should be determined in laboratory trials. If more additives are used than the specified range of use, the setting time of the concrete may be prolonged. In such cases, it should be ensured that the concrete is cured and moist until it hardens.

**Conditions to be taken into account for the pouring of concrete in cold weather:** Aggregates, water and binders should be stored under suitable conditions in order not to be affected from cold, molds and accessories should be protected against snow, water and icing, if necessary, should be brought to 0 °C by heating. And additive dosage should be determined, the temperature of the fresh concrete; depending on the ambient temperature and the thickness of the concrete casting should be at least 5 - 15 °C.



**PROPOWDER 730**

POWDER WATER REPELLENT FOR MORTAR &amp; PLASTER



**Product Description:** It is a silicone based, stearate added, white colored powder additive that creates a high quality water repelling surface

**Features:** It provides water impermeability by preventing the formation of capillary cracks and cavities. It reduces the amount of capillary water absorption of the surface. Provides crack-free durability. It increases the capillity of the mortars and the resistance against water absorption under high pressure.

PACKING	A			TOTAL
	CONSUMPTION	1.00 kg	-	-
	3.00 kg	-	-	3.00 kg
	10.00 kg	-	-	10.00 kg
	% 1- 3 (dry mortar amount)			BARKOD 8680746484412
SHELF LIFE : 1 Year.		COLOR : White		
STORAGE : +5°C / +25°C		APPEREANCE : Powder		



**Application Areas:** It can be safely used in plaster and screed works of all kinds of mineral-based building elements that are exposed to water and moisture, used in all kinds of plaster, screed and concrete works where water impermeability is desired. It is used for the surfaces under contact with water such as bathrooms, kitchens and balconies.

**Application Instructions:** Ready to use. Can be used directly. 1-3% of the dry mortar is added to the mortar mixture water.



# **SPECIAL PAINTS**

## **COATINGS and CHEMICALS**




- 170 - Prowall 801
- 171 - Prowood Paint 526
- 172 - Procourt 835
- 173 - Prosil 850
- 174 - Promold Oil 855
- 175 - Proroad Paint 836
- 176 - Procontact Pr 865
- 177 - Progen Pr 860
- 178 - Prokap 880
- 179 - Projel Pr 870
- 180 - Profect Paint 837
- 181 - Proac Filling 838
- 182 - Prowe Paint 898
- 183 - Promagnet 897
- 184 - Proclean 888
- 185 - Progyps Pr 869
- 186 - Proorganic Plaster 899



# PROWALL 801

EXTERIOR WATER PROOFING PAINT



Hand Mixer



Roller



Brush



**Product Description:** *It is a water-based, acrylic emulsion based, flexible insulation coating consisting of special mineral filler and polymer components with excellent water resistance and strong adherence.*

**Features:** *It has high covering power. Adherence is high. It is resistant to rain and frost. It is elastic. It adheres very well to the surfaces on which it is applied, it is easily applied, it creates a long lasting permanent film on the surfaces with its high mechanical resistance. It is Matte. Easy to apply. Environmentally friendly.*

PACKING	A	B	TOTAL
	3.00 kg 5.00 kg 18.00 kg	-	3.00 kg 5.00 kg 18.00 kg
CONSUMPTION	300-400 gr/m <sup>2</sup>		BARKOD
SHELF LIFE : 1 Year.		COLOR : As desired	
STORAGE : +5°C / +25°C		APPEARANCE : Fluid	




**Application Areas:** *The exterior is also applied as a topcoat.*

**Application Instructions:** *The surface should be cured, dry and solid. Remove oil, grease, dirt, paint and salt vapors to prevent adhesion. Primer application should be made. Add about 20% water and mix with low speed mixer. The surface must be primed without any paint application. After the waiting period of 24 h, the first coat is applied by diluting 20% ratio, by roller. After 24 h, the second coat is applied in the same way. In order to obtain optimum quality, please follow the instructions of the application. It should not be applied in very windy, rainy weather which is exposed to sunlight at very high temperature. Do not apply on surfaces with frost hazard. Application should be between +5 C and +30 C. It should not be applied at temperatures below 5 ° C. It should be protected from rain, water, frost and adverse external factors until the product is cured (28 days).*



**PROWOOD PAINT 526**

WOOD LOOK EXTERIOR WALL PAINT



Hand Mixer



Roller




Pattern Apparatus



**Product Description:** Water based, acrylic emulsion based, specially developed, flexible and semi-gloss, top coat wood look exterior paint.

**Features:** It has high covering power. Adherence is high. It is resistant to rain. It is Matte. Easy to apply. Environment friendly.

PACKING	A	B	TOTAL
	15.00 lt	-	-
CONSUMPTION	7-9 m <sup>2</sup> /lt		 BARKOD 8680746484276
	SHELF LIFE : 1 Year.		
STORAGE: +5°C / +25°C		APPEARANCE : Liquid	



**Application Areas:** Exterior facades; Used on PROPLASTER 525 applied surfaces.

**Application Instructions:** The surface should be cured, dry and sound. Remove oil, grease, dirt, paint and salt vapors that would prevent adhesion. The surface should be rough. If there are significant defects on the application surface, it should be repaired at least 24 h with PROREPAIR THIN. PROPLASTER plaster is applied. After 24 hours, PROTHERM PRIMER is applied. 24 h before, PROTHERM Primer should be applied as two layers to the surface. After at least 24 hours, when complete drying occurs, patina is applied. For patina, it should be prepared as 2 lt A patina + 2 lt B patina + 5 lt water. It is applied as a single layer on painted surface by roll. While its still wet, wood pattern is given by using apparatus.



# PROCOURT 835

TENNIS COURT SPORT AREAS PAINT



Roller



Brush




Steel Trowel



**Product Description:** Water based, acrylic emulsion based, high adhesion strength, UV resistant, non-fading and non-yellowing, decorative tennis court paint.

**Features:** It has high covering power. It is resistant to rain and water. Quick and easy to apply. It has high mechanical strength. Resistant to abrasion. Resistant to pedestrian traffic. Prevents dusting.

	A	B	TOTAL
<b>PACKING</b>	18.00 kg	-	18.00 kg
<b>CONSUMPTION</b>	300-500 gr/m <sup>2</sup>		
		<b>BARKOD</b>	 8680746484061
<b>RAF ÖMRÜ</b>	: 1 Year.		<b>COLOR</b> : Contact us
<b>STORAGE</b>	: +5°C / +25°C		<b>APPEREANCE</b> : Liquid

**Application Areas:** Used in tennis courts, sports fields, parking areas, school gardens, walking paths.



**Application Instructions:** The surface to be applied must first be dry and intact. Gravel and dust should be removed. Broken areas should be corrected. Loose floors must be secured in advance. PROCOURT is ready to use. Before starting the application, mix the product with a low speed mixer for at least 3-4 minutes until a homogeneous mixture is obtained. Apply in two coats by brush, roller or spraying equipment. Wait 24 hours between layers. For optimum quality, please stick to the application instructions. Do not apply in very high temperature, direct exposure to sunlight, very windy, rainy weather. Do not apply on surfaces that are at risk of frost. The application area should not be exposed to overload traffic. Application should be done between +5 C and +30 C. Never apply at temperatures below 5 °C. The product should be protected from rain, water, frost and negative external factors until curing (28 days).






**PROSIL 850**

WATER REPELLENT FACADE PROTECTOR TRANSPERANT LIQUID




Roller



Spraying Equipment



**Features:** Thanks to its silicone content, it gives very strong water repellent properties. Reduces water absorption by up to 25 times. Eliminates problems such as salt vomiting. Reduces contamination. Provides protection of concrete. Protects the applied surface against frost, corrosion, harmful effects of the sun. It does not disturb the natural appearance of the structure due to being transparent.

PACKING	1.00 kg	-	-
	5.00 kg		
	30.00 kg		
CONSUMPTION	300-400 gr/m <sup>2</sup>	BARKOD	 8680746484078
SHELF LIFE : 1 Year.		COLOR : Transparent	
STORAGE : +5°C / +25°C		APPEARANCE : Liquid	



**Product Description:** PROSIL 850 Water-based, silicone-containing, waterproofing product for the outer surface.



**Application Areas:** Processed brick, panel, cement and concrete screeds, limestones, porous stone types, slate, roof tiles, mineral surfaces such as plaster surfaces.



**Application Instructions:** The surface must be cured and firm. Remove oil, grease, dirt and salt vapors to prevent adhesion. Ready to use. It can be shaken and applied directly. The product is applied as far as it is absorbed on the ground, without leaving traces and droplets. No application in rainy weather. The product should not be exposed to rain and water until it is dry. If it rains, repeat the application. When the product is applied to uneven surface or porous surfaces, the first coat should be applied and the second layer should be applied immediately before drying. If the application instructions are not adhered, the application of the 2nd coat above the 1st layer may cause white marks on the surface. Application should not be done under + 5 °C. Expired product must be disposed of.

# PROMOLD OIL 855

MOLD SEPERATING OIL



Roller



Brush




Spraying Equipment



**Product Description:** PROMOLD OIL is a mineral oil based, stamped concrete mold release agent.

**Features:** Prevents adhesion between fresh concrete and mold. Ready to use. It allows quick and easy removal of the printing concrete molds. Increases the life of the molds. Prevents the formation of air bubbles.

	A	B	TOTAL
<b>PACKING</b>	30.00 kg	-	30.00 kg
<b>CONSUMPTION</b>	40-60 gr/m <sup>2</sup>		
		<b>BARKOD</b>	 8680746484085
<b>SHELF LIFE</b>	: 1 Year.		<b>COLOR</b> : Yellow
<b>STORAGE</b>	: +5°C / +25°C		<b>APPEREANCE</b> : Liquid

**Application Areas:** It can be used steel molds, plastic molds and wooden molds.

**Application Instructions:** The molds should be dry and clean. If there is any contamination from previous use, it should be cleaned before application. Ready to use. It can be shaken and applied directly. It is applied as a thin layer by brush and roller or by suitable spraying equipment. In some absorbent molds, 2nd coat is recommended. Expired product must be disposed of. To achieve optimum quality, please follow the instructions for use. It should not be applied in very windy, rainy weather, in enviorenments that are directly exposed to sunlight, and very high temperature. Do not apply on surfaces with frost hazard. Application should be between +5 C and +30 C. Do not apply at temperatures below 5 °C. The product must be protected from rain, water, frost and adverse external influences until curing (28 days).






**PROROAD PAINT****836**

METHYLMETHACRYLATE BASED ROAD LINE PAINT




Roller



Spraying Equipment



**Features:** Methyl methacrylate (MMA) based. It is produced in traffic paint colors according to RAL standards. It dries very quickly. (Average within 1 hour). It is very resistant to UV rays and diper atmospheric conditions. It is very easy to use. It is not affected by dirt, dust, exhaust, oil. It has thermoplastic stretching ability to work with the bottom surface. Since it is a cold application paint, it does not contain the hazards that may occur during application in the hot application paint. Features night view. The old paint does not have to be removed from the surface when it needs to be replaced.

PACKING	25.00 kg	-	-
	CONSUMPTION 200-300 gr/m <sup>2</sup> (100 micron thickness)	BARKOD	 8680746484566
SHELF LIFE : 1 Year.		COLOR : Contact us	
STORAGE : +10°C / +25°C		APPEREANCE : Liquid	




**Product Description:** Methyl methacrylate (MMA) based, one component, cold application road paint which can be applied safely in interior or exterior.



**Application Areas:** It is easily used on asphalt, concrete, surface hardening, mosaic, etc. surfaces. It is also ideal for painting curbs and curb stones. It can be used easily in application of line, arrow, pedestrian crossing, letter and number. Main areas of use; all kinds of military areas, airports, ports, shipyards. In addition, it can be used in all kinds of industrial areas, workshops and warehouses, inner and outer roads, blinds, viaducts, pedestrian roads, landscaping, parking lots, health facilities, hospitals, shopping centers, business centers, hotels and holiday villages.

**Application Instructions:** Before the application of PROROAD PAINT, the surface to be applied must be dry, dust-free and free of oil and other dirt. The surface temperature of the road should be above 5 °C. It is recommended to monitor the existing paint on the road. However, if the old paint on the surface cannot be cleaned easily, it can be applied on it. It is recommended to apply by spraying on road surface with automatic application equipment and pouring glass beads on it. If necessary, apply with brush or roller. Since the product is viscous, no thinning is required.





# PROCONTACT PR

# 865

GROSS CONCRETE PRIMER



Hand Mixer



Roller




Brush



**Product Description:** It is a water based, acrylic emulsion based, abrasion resistant gross concrete surface primer containing special aggregate.

**Features:** It increases the adhesion strength, surface adherence by creating a rough surface for gypsum board bonding on smooth gross concrete floors. Ready to use. Environment friendly.

PACKING	3.00 kg	-	<b>TOTAL</b>
	15.00 kg		3.00 kg 15.00 kg
CONSUMPTION		BARKOD	 8680746484108
SHELF LIFE : 1 Year.		COLOR : Tile	
STORAGE : +5°C / +25°C		APPEARANCE : Liquid	

**Application Areas:** It is used on gross concrete which is used on surfaces used such as walls, columns, ceilings.



**Application Instructions:** The surface should be cured, dry and sound. Remove oil, grease, dirt, paint and salt vapors that would prevent adhesion. Ready to use. To prepare the product to be ready, 15 kg PROCONTACT PR is mixed with low speed mixer and then applied by brush or roller. It is recommended that the mixture be made with a low speed mixer of less than 500 rpm. Due to the aggregate content, the material in the container should be mixed at intervals during application. Application should not be done before drying. The temperature of the application surface should be 5 °C-30 °C and the surface should not be rain. After drying, application should be started at least 24 hours later. Application should be between +5 C and +30 C. Do not apply in hot, rainy and windy weather. Do not apply on surfaces with frost hazard. The product must be protected from rain, water, frost and adverse external influences until curing (28 days).



**PROGEN PR****860**

UNIVERSAL PRIMER FOR CONCRETE PRODUCTS




Roller



**Product Description:** PROGEN PR is a water based acrylic emulsion based mortar binder product used on concrete, screed and cement based surfaces.

**Features:** It forms a strong bond between old concrete and screed. Resistant to frost. Suitable for indoor and outdoor use.

PACKING	A	B	TOTAL
	5.00 kg 30.00 kg	-	5.00 kg 30.00 kg
CONSUMPTION	150-250 gr/m <sup>2</sup>		BARKOD
			 8680746484092
SHELF LIFE	: 1 Year.		COLOR
			:White & Transparent(Dry Film)
STORAGE	: +5°C / +25°C		APPERANCE
			: Liquid



**Application Areas:** Interior and exterior areas, before screed dump, It is used before the use of repair mortar.



**Application Instructions:** PROGEN PR is ready to use. It can be applied directly by spraying or spraying without adding any additives. PROGEN PR should be shaken before use. The product should be applied to the floor with a roller, brush or spraying equipment in a homogenous manner. No cause for ponding should be given. Any contribution should not be included. One coat application is performed. Absorbent surfaces can be applied in two layers. The second coat should be applied after 24 h. Application should be between +5 C and +30 C. Do not apply in hot, rainy and windy weather. Do not apply on surfaces with frost hazard. The product must be protected from rain, water, frost and adverse external influences until curing (28 days).


# PROKAP 880

PEELABLE PROTECTIVE COATING



**Product Description:** It is a water-based peelable protective coating that provides 100% protection against external threats and cleans the surface.

**Features:** One component. Smear-based. It is easy to use. Ready to use. Adherence is high. Minimizes repair and repair costs.

PACKING	1.00 kg	-	-
	5.00 kg		
	15.00 kg		
CONSUMPTION	150 -250 gr / m <sup>2</sup> (For 200 microns thickness)	BARKOD	 8680746484122
SHELF LIFE : 1 Year.		COLOR : Colored	
STORAGE : +5°C / +25°C		APPEARANCE : Liquid	

**Application Areas:** Non-absorbent surfaces such as glass, aluminum, joinery, pvc, steel, granite, ceramic, parquet.



**Application Instructions:** Ready to use. Apply with a standard paint roller or with a large, thin bristle brush. Make sure that the wet film thickness is at least 200 microns. If you need protection for heavy conditions, apply another coat after 30-45 min. It is also possible to use airless pistols. Ensure the homogeneity of the surface by performing a shot horizontally after a shot horizontally while performing the application. Allow to dry on the surface. After drying, it is removed from the corner and peeled. To achieve optimum quality, please follow the instructions of the application. The application should be between +5 C and +30 C. Do not apply in hot, rainy and windy weather. Do not apply on surfaces with frost hazard. The product should be protected from rain, water, frost and adverse external factors until the curing area (28 days).





**PROJEL PR 870**

CERAMIC TRANSITION PRIMER





Hand Mixer

Roller

Brush



**Features:** One component. Smear-based. It is easy to use. Ready to use. Thanks to its special fillers in content, it prepares a rough surface. On tile over tile applications, by roughening the surface, it increases the surface resistance. High adherence

PACKING	A	B	TOTAL		
	3.00 kg 15.00 kg	-	3.00 kg 15.00 kg		
CONSUMPTION	Depends on surface		<th>BARKOD</th> <td>             8680746484115         </td>	BARKOD	 8680746484115
<b>SHELF LIFE</b> : 1 Year.		<b>COLOR</b> : Green			
<b>STORAGE</b> : +5°C / +25°C		<b>APPEARANCE</b> : Liquid			



**Product Description:** Water based, acrylic polymer based, ready to use, suitable for ceramic applications over ceramic, special aggregate containing transition primer.



**Application Areas:** It is used to increase the surface adherence before ceramic adhesive application on tile over tile application. Sanding of the ceramic surface to be applied before use is recommended.

**Application Instructions:** The surface should be cured, it should be strong, loose surface, mortar, concrete part, etc. are cleaned and the surface is secured. Remove oil, grease, dirt, paint and salt vapors that would prevent adhesion. Sanding is recommended on the tiles to be treated. PROJEL PR is ready to use. The product is mixed with a medium speed mixer at 400-600 rpm for a homogenous mixture. Apply by roller, brush and appropriate spraying equipment. It should be mixed occasionally during application. During application the surface temperature should be between +5 °C and +30 °C. Do not apply on surfaces with frost hazard. Do not apply in extremely hot, rainy or windy weather. After the application 24 should be protected from direct water contact and frost. At least 24 hours should be waited for the primer to dry before starting tile applications. Otherwise, adherence, adhesion weakness may occur. The application should be between +5 C and +30 C. Do not apply in hot, rainy and windy weather. Do not apply on surfaces with frost hazard. The product should be protected from rain, water, frost and adverse external factors until the curing area (28 days).



**PROEFECT PAINT****837**ACRYLIC WATER BASED WALL PAINT  
WITH METALIC EFFECT

Patterned roll



Roller




Hand Mixer



**Product Description:** Water-based, acrylic resin based, metallic effect decorative paint used for interior and exterior facades.

**Features:** It has high covering power. Adherence is quite high. Fully erasable. With its breathability feature, it allows the moisture in the duo to be expelled. Suitable for indoor / outdoor use.

PACKING	<b>A</b>		
	5,00 lt 10,00 lt 15,00 lt		
CONSUMPTION	8-10 m <sup>2</sup> / lt	BARKOD	 8680746484703
SHELF LIFE	: 1 Year.	COLOR	: Contact us.
STORAGE	: +10°C / +25°C	APPEARANCE	: Liquid

**Application Areas :** Used on old painted / plastered, interior and exterior surfaces.



**Application Instructions:** The surface must be cured, dry and intact. It should be cleaned from residues such as oil, grease, dirt, paint, which will prevent adhesion. If it is to be done on the old painted surface, the surface should be sanded slightly. If there are important defects on the surface to be applied, correction should be done. For new plastered places, it should be applied after the 28-day setting period has passed. PROTHERM PRIMER should be primed with a single coat. If the surface is absorbent and dusty, such as satin plaster, lime, whitewash, aerated concrete, the surface should be primed with PROGYPS PR 1/7 primer. 24 hours after priming, paint application is started. PROTHERM PAINT paint should be applied as a single coat to finish the surface in the desired color. PROEFECT PAINT is mixed with a low speed mixer. For the pattern, it is used without thinning. It is applied with the help of a thin pile roller. After the first layer of paint dries, the second layer is applied to the surface and the pattern is given with a Special Pattern Roller while the paint is still wet. It should be applied between + 10 °C to + 30 °C. Color tone difference may occur due to application methods.



**PROAC FILLING****838**

ACRYLIC BASED ALL PURPOSE FLEXABLE JOINT AND FIXING MORTAR



Hand Mixer



Spatula



**Features:** Allows easy and fast application. Suitable for external conditions. It forms a smooth surface ready for painting. On the surfaces its applied, it penetrates and holds very well, it is easy to apply. It is matt and environmentally friendly.

PACKING	A	B	TOTAL
	5.00 kg 10.00 kg		
CONSUMPTION	One layer: 0,65-1,25 m <sup>2</sup> /kg		
BARKOD	 8680746484710		
SHELF LIFE	: 1 Year.		RENK : Cream
STORAGE	: +5°C / +25°C		APPEREANCE : Fluid



**Product Description:** It is a water-based, acrylic emulsion based, ready-to-use, impermeable, interior and exterior putty product used for repair and filling purposes.



**Application Areas:** It can be used in dilatation and expansion joints, chimney bottom, strainer edges, joints and joints, eternit and aluminum surfaces, glass, plastic joinery and edges. It is also used in joints of coatings such as stone, ceramics, marble etc., in baseboards, in cracks or in filling or repairing holes, in joints of prefabricated gutters and facades.

**Application Instructions:** The surface must be cured, dry and intact. It should be cleaned from residues such as oil, grease, dirt, paint and salt vomiting which will prevent adhesion. Ready to use. After unpacking, mix for 2 minutes until homogeneous consistency is achieved. If dilatation or expansion joint is being done, it is recommended that PE filler be applied to the joint beforehand and application is made on it. It is recommended to use with joint net in chamfer detail applications. The ready-to-use PROAC FILLER is filled with a spatula or a filling pump. After filling, the surface is smoothed with a wet sponge. PROAC FILLER should not be applied more than 5mm at a time.






# PROWE PAINT 898

WRITABLE & ERASABLE PAINT



**Product Description:** Transparent, water-based decorative interior paint that converts the surfaces to writing board which allows writing with marker-style pens.

**Features:** Easy to apply. Forms a smooth surface.

PACKING	A	B	TOTAL
		<b>A</b> : 1.00 kg	<b>B</b> : 0.4 kg
CONSUMPTION	300-500 gr / m <sup>2</sup>		 8680746484443
SHELF LIFE	: 1 Year.		
STORAGE	: +5°C / +25°C		<b>APPEARANCE</b> : Fluid

**Application Areas:** It is used on the plastered wall at school, work, home or shopping malls and other needed interior spaces. It can be applied on stone, wood, hard plastic and metal.

**Application Instructions:** Surface should be cured, dry and intact. Oil, grease, dirt, paint, salt and vomiting that would prevent adhesion should be removed. Before application, the surface color should be selected and the surface should be painted with water-based paint. Use a lint-free short-haired roller. Mix with low speed hand mixer before use. Rest for 3-5 minutes. Apply one coat with a lint-free short-haired roller. The second floor can be made if needed. After 7 days the wall becomes usable.




# PROMAGNET 897

MAGNETIC PAINT



**Features:** With PROMAGNET you can use the entire wall as a panel. You can hang anything you want on the wall with the help of magnet. Paint can be applied on any color. Easy to apply. They are also used to control the magnetic field.

PACKING	1.00 kg	-	-
	3.00 kg	-	-
	10.00 kg	-	-
CONSUMPTION	1-2 kg -/ m <sup>2</sup> (2 kat)	BARKOD	 8680746484436
SHELF LIFE	: 1 Year.	COLOR	: Black
STORAGE	: +5°C / +25°C	APPEREANCE	: Liquid

**Product Description:** PROMAGNET is an innovative, water-based, decorative paint that makes the surface magnet sticking.



**Application Areas:** It is used on the plastered wall at school, work, home or shopping malls and other needed interior spaces.



**Application Instructions:** Surface should be cured, dry and intact. Oil, grease, dirt, paint, salt and vomiting that would prevent adhesion should be removed. Primer application should be made. The product is ready to use. Mix with low speed hand mixer before use. The spatula should be applied with a flexible steel trowel in a thickness of 1 mm to ensure dryness between coats until the surface is smooth.

# PROCLEAN


# 888

JOINT FILL & CEMENT WASTE CLEANING CHEMICAL



**Product Description:** It is an acid-containing liquid cleaning material used to remove stains and dirt formed at the joints of coating materials such as ceramics and tiles.

**Features:** Single component. It is easy to use. Ready to use. It is also effective in natural dirt. Thanks to its natural content, it does not corrode the joint filler surface. Suitable for indoor and outdoor use on horizontal and vertical surfaces.

PACKING	0,500 kg	-	TOTAL
	5,00 kg		
CONSUMPTION	Varies depending on surface space		BARKOD  8680746484429
SHELF LIFE : 1 Year.		COLOR : Transparent	
STORAGE : +5°C / +25°C		APPEARANCE : Liquid	

**Application Areas:** Used on ceramic and joint fillings. Not suitable for use on marble, granite and natural stone.



**Application Instructions:** The surface must be dry. Ready to use. PROCLEAN is sprayed profusely on the heavily soiled surface. Expected to rise. After 3-5 minutes it is wiped with sponge. The last remaining dirty places should be cleaned by gently rubbing. Finally, the entire area is washed with water and allowed to dry.





**PROGYPS PR 869**

SATIN PLASTER PRIMER



Roller




Brush



**Product Description:** It is primer that is water based, acrylic emulsion based, high performance, 1/7 concentrated, produced for interior satin gypsum surfaces

**Features:** Reduces the price of yellow paint on absorbent surfaces such as satin plaster. Good penetration to the surface. Prepare a healthy floor. Adherence is high. Easy to apply. Environment friendly. Due to the dilution of water with 1/7 water, it is economical.

PACKING	<b>A</b>		
	2.50 lt 10.00 lt	-	-
CONSUMPTION	150 -300 gr / m <sup>2</sup>	BARKOD	 8680746484337
SHELF LIFE : 1 Year.		COLOR : White / Transparent	
STORAGE: +5°C / +25°C		APPEREANCE : Fluid	



**Application Areas:** It is used on satin plaster, plasterboard surfaces, old painted / plastered, high absorbency, interior surfaces.



**Application Instructions:** The surface must be cured, dry and intact. It should be cleaned from residues such as oil, dirt, paint and salt vomiting which will prevent sticking. The surface should be rough. If there are significant defects on the surface to be treated, correction should be done with PROPLASTER. The product should be prepared by diluting 1/7 with water and mixing with low speed mixer. It should be applied by roller or brush on surface preparation completed area by diluting with water.


# PROORGANIC PLASTER 899

ULTRA ELASTIC ORGANIC PLASTER



**Product Description:** It is a water-based, acrylic emulsion based, ready-to-use, ultra-flexible product used for repair and plastering developed for use on thermal insulation panels and panel sheets.

**Features:** Allows easy and fast application. Ultra flexible. Forms a ready-to-paint surface. It prevents the joints from cracking with time in concrete and gypsum based panels that have more joints used in exterior facades. Creates a flexible long-lasting facade. It adheres very well to the surface as it penetrates well. It is matte, and environmentally friendly.

PACKING	5,00 kg	-	-	TOTAL
	20,00 kg			
CONSUMPTION	3 -4 kg / m <sup>2</sup>	BARKOD	 8680746484727	
SHELF LIFE : 1 Year.		COLOR : Beige		
STORAGE: +5°C / +25°C		APPEARANCE : Paste		

**Application Areas:** It is used for thermal insulation and panel boards, concrete and gypsum based panels for repair and plastering before painting

**Application Instructions:** The surface must be cured, dry and intact. It should be cleaned from residues such as oil, dirt, grease, paint and salt vomiting which will prevent adhesion. Ready to use. The first layer of PROORGANIC PLASTER is applied between 1.5-3 cm with the help of steel trowel on the thermal insulation boards affixed with PROTHERM YP and fixed with suitable dowels. Before drying, the reinforcing mesh is laid on the surface with a steel trowel. Approximately 10 cm mesh overlap is made at the joints of the mesh. After the mesh is embedded, the second layer is applied using a flat trowel. Correction is done with a steel trowel. After the full drying time is waited, the surfaces are primed with PROTHERM PRIMER and the decorative coating process is started with PROTHERM DS-1 or PROTHERM DS-2.









# **SILICONE** **and MASTIC PRODUCTS**




- 189 - Prosilicon 1068
- 190 - Prosilicon Mastic 1067
- 191 - Proacrylic Mastic 1066
- 192 - Propol Mastic 1075
- 193 - Propol Mastic 2k 695

**PROSILICON****1068**

TRANSPARENT SILICON MASTIC



**Features:** Resistant to mold. Resistant to cleaning agents. It maintains its flexibility even in extreme temperatures. High elasticity and its +/- 25% mobility is not effected by UV, water and weather. Not corrosive. Cures neutral and fast. Due to its low odor, it is suitable for indoor / outdoor use and does not leak.

PACKING	A		TOTAL
	310 ml	-	-
CONSUMPTION		BARKOD	 8680746484573
SHELF LIFE : 1 Year.		COLOR : Transparent	
STORAGE : +10°C / +25°C		APPEREANCE : Liquid	



**Product Description:** It is a high quality, moisture curing, single component neutral silicone sealant designed for application in sanitary areas where mold retention and chemical resistance are a requirement.



**Application Areas:** It is used in sealing of joints in bathtubs, shower cabins and taps, sealing of joints in tiles, ceramics, sheets and walls, sealing of expansion joints in tile walls, sealing of joints between walls and floors, sealing of joints between glass and supporting surfaces.

**Application Instructions:** Ensure that the surfaces are clean, dry and free of grease. Application temperature should be between + 5 °C and + 40 °C. To minimize deformation in joints, joint depths should be much less than joint widths. The minimum dimensions for joints 5x5 mm and wider should be approximately half the width. Joint dimensions can be adjusted with the aid of a support element. After application, for a professional appearance, the sealant can be gently smoothed with a spatula within the first 5 minutes. Recommended joint widths are > 10 mm to <35 mm. The joint width and depth ratio should be approximately 2: 1.



# PROSILICON MASTIC


# 1067

SILICONE BASED MASTIC



**Product Description:** Silicone based, flexible, curing with moisture on air, non-flowing, joint sealant.

**Features:** Cured with moisture. UV resistant. It provides excellent adhesion to many surfaces used in buildings such as glass, marble, aluminum, concrete, steel and PVC. Keeps flexibility at low temperatures. It is a long lasting product.

PACKING	A	B	TOTAL
	310 ml		310 ml
		BARKOD	 8680746484320
SHELF LIFE : 1 Year		COLOR :	
STORAGE: +5°C / +25°C		APPEARANCE :	

**Application Areas :** Used in washbasins, bathtubs, closets, shower stall joints. It is suitable for filling joints of windows, metal, plastic, working structural elements and water exposed ceramics and for waterproofing.

**Application Instructions:** The application surface should be clean, free of loose, loose parts. Deep voids on the surface should be repaired with PROREPAIR PLUS, PROMORTAR EPO or PROEPO ANCHOR. Surfaces must be primed with PROPOL MASTIC PR. The cartridge tip should be cut at an angle of 45° to the width of the surface to be applied. The cartridge must be inserted into the gun and applied. The surface should be smoothed with soapy water before crusting begins. The width / depth ratio should be 2/1. Avoid direct contact with water for 24 hours after application. To achieve optimum quality, please follow the instructions for use. It should not be applied in very windy, rainy weather which is directly exposed to sunlight at very high temperature. Application should not be applied on surfaces with frost hazard. It should be kept in mind that the pot life and drying time will be shortened at high temperatures and will be extended at low temperatures. Application should be between +5 C and +25 C. Do not apply at temperatures below 5 ° C. Do not apply the mixture that has started to gel. Do not mix other than the specified mixing ratio.






**PROACRYLIC MASTIC 1066**

ACRYLIC BASED MASTIC



**Features:** Easy to apply. It is elastic. It can be painted.

PACKING	A	B	TOTAL
	310 ml		310 ml
CONSUMPTION			
		BARKOD	 8680746484313
SHELF LIFE : 1 Year.		COLOR :	
STORAGE : +5°C / +25°C		APPEARANCE :	



**Product Description:** Acrylic based, elastic joint mastic.



**Application Areas:** It is suitable to use in different surface passes, cracks, joints and joints of structural elements. It provides protection against water and wind insulation of aluminum, wood, PVC frames and windows.

**Application Instructions:** The application surface should be clean, free of loose, loose parts. Deep voids on the surface should be repaired with PROREPAIR PLUS, PROMORTAR EPO or PROEPO ANCHOR. Surfaces must be primed with PROPOL MASTIC PR. Joints should be limited to the appropriate joint seal. 3-way adhesion should be prevented. The cartridge tip should be cut at an angle of 45° to the width of the surface to be applied. The cartridge must be inserted into the gun and applied. Suitable for joints up to 8 mm wide. The joint width and depth ratio should be 2/1. Masking tapes should be removed, and uncured PROAC MASTIC should be cleaned with tools and water from the surface. Cured product must be cleaned by mechanical means. Avoid direct contact with water for 24 hours after application.




# PROPOL MASTIC 1075

POLYURATHANE BASED SAUSAGE MASTIC



**Product Description:** Polyurethane based moisture curing joint sealant.

**Features:** Cured with moisture. UV resistant. It can be painted. Applied with sealant gun.

	A	B	TOTAL
PACKING	600 ml		600 ml
CONSUMPTION	1,00 dm <sup>3</sup> / dm <sup>3</sup>	BARKOD	 8680746484245
SHELF LIFE	: 1 Year.		COLOR : Grey
STORAGE	: +5°C / +25°C		APPEREANCE : Paste

**Application Areas:** It can be used spaces like impermeability is desired, can be used in cement-based building materials, brick, ceramic, glass, wood surfaces. It has excellent adhesion to galvanized sheet, painted sheet and many plastic surfaces. It is suitable for joints in aluminum, PVC and wood joinery.

**Application Instructions:** The application surface should be clean, free of loose, loose parts. Deep voids on the surface should be repaired with PROREPAIR PLUS, PROMORTAR EPO or PROEPO ANCHOR. Surfaces must be primed with PROPOL MASTIC PR. Joints should be limited to the appropriate joint seal. 3-way adhesion should be prevented. Applied with mastic gun. Suitable for joints up to 3.5 cm wide. The joint width and depth ratio should be 2/1. To achieve optimum quality, please follow the instructions for use. It should not be applied in very windy, rainy weather which is directly exposed to sunlight at very high temperature. Application should not be applied on surfaces with frost hazard. It should be kept in mind that the pot life and drying time will be shortened at high temperatures and will be extended at low temperatures. Application should be between +5 C and +25 C. Do not apply at temperatures below 5 °C. Do not apply the mixture that has started to gel. Do not mix other than the specified mixing ratio.




**PROPOL MASTIC 2K 695**

POLYURATHANE BASED DOUBLE COMPONENT CASTING MASTIC



**Features:** Solvent-free, UV resistant. It can be painted. It is applied by pouring into wide joints.

PACKING	A	B	TOTAL
	8,00 kg	4,00 kg	12,00 kg
CONSUMPTION	1,40 kg/dm <sup>3</sup>		BARKOD  8680746484269
	SHELF LIFE : 1 Year.		
STORAGE: +5°C / +25°C		APPEREANCE : Paste	



**Product Description:** It is a double component, polyurethane based casting mastic.



**Application Areas:** It can be used spaces like impermeability is desired, can be used in cement-based building materials, brick, ceramic, glass, wood surfaces. It has excellent adhesion to galvanized sheet, painted sheet and many plastic surfaces. It is suitable for joints in aluminum, PVC and wood joinery.

**Application Instructions:** The application surface should be clean, free of loose, loose parts. Deep voids on the surface should be repaired with PROREPAIR PLUS, PROMORTAR EPO or PROEPO ANCHOR. Surfaces must be primed with PROPOL MASTIC PR. Mix the components A and B with a medium speed mixer at 400-600 rpm until a homogeneous mixture is obtained. Joints should be limited to the appropriate joint seal. 3-way adhesion should be prevented. It is applied by pouring. Suitable for joints up to 10 cm wide. The joint width and depth ratio should be 2/1. To achieve optimum quality, please follow the instructions for use. It should not be applied in very windy, rainy weather which is directly exposed to sunlight at very high temperature. Application should not be applied on surfaces with frost hazard. It should be kept in mind that the pot life and drying time will be shortened at high temperatures and will be extended at low temperatures. Application should be between +5 C and +25 C. Do not apply at temperatures below 5 ° C. Do not apply the mixture that has started to gel. Do not mix other than the specified mixing ratio.





# **ANCHORING & INJECTION**

# **AUXILIARY PRODUCTS**



- 195 - Proepo Ankraj 901
- 196 - Proepopoly Ankraj 1032
- 197 - Proepo Ankraj T 1030
- 198 - Propol Injection 615
- 199 - Propacker 1040
- 200 - Protex 1045
- 201 - Protex Mebran 1050
- 202 - Proband 120 1055
- 203 - Proband Dlt 1060
- 204 - Proband Aqua Ac 1065
- 205 - Proband Aqua Bent 1070


**PROEPO ANKRAJ 901****DOUBLE COMPONENT EPOXY BASED ANCHORING PRODUCT**


Hand Mixer

Trowel



**Features:** Solvent free. It is economical. Thixotropic, no sagging. The application is easy and fast. Excellent adhesion to metal and concrete surfaces. Fast results. It is resistant to water, salt solutions, bases, diluted acids and mineral oils.

PACKING	A	B	TOTAL
	3.75 kg	1.25 kg	5.00 kg
CONSUMPTION	Varies		 8680746484146
	SHELF LIFE : 1 Year.		
STORAGE : +5°C / +25°C		APPEARANCE : Paste	



**Product Description:** Epoxy based, solvent-free, twocomponent chemical anchor repair and assembly product



**Application Areas:** Fixing of dowel bars and bolts, Adhesion of metal and steel parts to concrete surfaces, Stone and marble fixation, Anchoring bolts, For fixing aluminum joinery and handrails, To ensure the sealing of cracks before injection, Adhesion of dilution tapes. For fixing of dowel bars of concrete and stone structures,

**Application Instructions:** Holes must be cleaned with brush or compressed air so dust, grease and other impurities are fully cleaned. 3.75 kg A component is mixed first. Add 1.25 kg B component and mix with low speed mixer until homogenous. The mixture should be made very well.

**For anchoring purposes:** After complete mixing, 2/3 of the hole is filled. The iron to be anchored by rotating and inserted into the hole. The product must be overrun by edges. If not, the process is repeated by adding product.

**For bonding purposes:** After the complete mixture is provided, it is applied to the surface to be glued and applied. It should not be moved until it is fully cured.

#### **Pre-Injection Crack Sealing:**

After complete mixing, the crack surface should be completely closed and applied to reach maximum strength. After full cure, injection process shall start. It should not be applied in very windy, rainy weather which is directly exposed to sunlight at very high temperature. Application should not be applied on surfaces with frost hazard. It should be kept in mind that the pot life and drying time will be shortened at high temperatures and will be extended at low temperatures. Application should be between +8 C and +25 C. Do not apply at temperatures below 8 °C. Do not apply the mixture that has started to gel. Do not mix other than the specified mixing ratio.




**PROEPOPOLY ANKRAJ****1032**

POLYESTER BASED ANCHORAGE



**Product Description:** Polyester based, double component, isotropic, cartridge, fast curing anchoring epoxy.

**Features:** Hardens very quickly. Mechanical strength gains very quickly. It is easy to apply. It saves time. It has paste consistency. Does not sag. It can be used comfortably in overhead applications. It protects the equipment against corrosion. Chemical resistance is high.

PACKING	A	B	TOTAL
	345 ml	-	-
CONSUMPTION	-		BARKOD
		 8680746484580	
SHELF LIFE : 1 Year.		COLOR : Yellow	
STORAGE : +5°C / +25°C		APPEREANCE : Liquid	

**Application Areas:** It is used for anchoring and repairing the routes of reinforcements and vineyards, concrete, hollow or filled bricks etc. It is used for metal sprout planting, anchoring of prefabricated elements, fixing of injection packers and apparatus, anchoring of bolts and pins, mounting of installation and broules such as central heating and ventilation, bonding of all kinds of building materials.

**Application Instructions:** The holes should be cleaned with a brush or compressed air so that no dust, oil or foreign matter remains. Unscrew the cover and remove it. Install static mixer tip. Insert it into the cartridge gun and start applying. When the application is interrupted, the static mixer can be left on the end cartridge after the pressure in the gun has relieved. If the resin is hardened in the static mixer, a new tip must be installed before starting work. Clean the cartridge opening with a clean, dry cloth and close the lid. The hole diameter and depth of the required diameter and depth should be according to the size of the anchoring element to be used. The hole should be cleaned starting from the bottom with a round wire brush and compressed air. There should be no dust, dirt or residue in the holes. Press the trigger until the two separate components in the cartridge come out of the mixer nozzle. Starting from the bottom of the hole, gently pull the cartridge out while squeezing the resin in. Make sure there is no air gap inside. Extension tip can be used in deep holes. Rotate the anchor in. After some resin has exited, the anchor must be placed in the hole during the gelling time of the resin. During the hardening period, the anchor must not be moved or loaded.






**PROEPO ANKRAJ T****1030**

EPOXY BASED ANCHORAGE PRODUCT



**Features:** It is solvent-free and economical. Thixotropic, no sagging. The application is easy and fast. Excellent adhesion to metal and concrete surfaces. Fast results. It is resistant to water, salt solutions, bases, diluted acids and mineral oils.

PACKING	A	B	TOTAL
	280.00 ml	-	280.00 ml
CONSUMPTION			
	BARKOD		 8680746484153
SHELF LIFE : 1 Year.		COLOR : White	
STORAGE : +5°C / +25°C		APPEARANCE : Liquid	



**Product Description:** It is an epoxy based, two component chemical anchor.



**Application Areas:** Fixing of dowel bars and bolts, Adhesion of metal and steel parts to concrete surfaces, Stone and marble fixation, Anchoring bolts, For fixing aluminum joinery and handrails, To ensure the sealing of cracks before injection,



**Application Instructions:** Holes must be cleaned with brush or compressed air so dust, grease and other impurities are fully cleaned. Ready to apply.

**For anchoring purposes:**

The agitator tip is inserted into the cartridge opening. The unmixed product at the end must first be discharged. After complete mixing, 2/3 of the hole is filled. The iron to be anchored by rotating and inserted into the hole. The product must be overrun by edges. If not, the process is repeated by adding product.

**For bonding purposes:**

The agitator tip is inserted into the cartridge opening. The unmixed product at the end must first be discharged. After the complete mixture is provided, it is applied to the surface to be glued and applied. It should not be moved until it is fully cured.


**Pre-Injection Crack Sealing:**

The agitator tip is inserted into the cartridge opening. The unmixed product at the end must first be discharged. After complete mixing, the crack surface should be completely closed and applied to reach maximum strength. After full cure, injection process shall start.

**PROPOL INJECTION 615**POLYURETHANE BASED LOW VISCOSITY  
INJECTION PRODUCT

**Product Description:** It is a two component, low viscosity, closed cell, water reacting injection resin.

**Features:** Reacts with water to cut off water. Solvent free. Easy to apply. It is resistant to weak acids, micro organisms, alkaline and water.

	A	B	TOTAL
PACKING	10.00 kg	5.00 kg	15.00 kg
CONSUMPTION	100 gr - (1 lt için)		
		BARKOD	 8680746484160
SHELF LIFE	: 1 Year.		RENK : Yellow
STORAGE	: +5°C / +25°C		APPEREANCE : Liquid

**Application Areas:** It is used on foundations, Curtains, Retaining walls, Dams, Waste water facilities, Cracked walls.

**Application Instructions:** Surface should be cured, dry and strong, cleaned from loose surface, mortar, concere parts, and should be reached a solid surface for application. All free particles in the cracks and joints in the area to be injected should be cleaned. Cracks larger than 3mm should be covered with suitable repair materials. The locations of the buffers are determined according to the area and the situation where the leakage is from. The flasks are placed at a 45 degree angle. The packers shall be cut to half of the reinforced concrete thickness. Distance between packers can be between 15 cm and 90 cm. The inside of the holes must be free of dust. Before the application of the components A and B, the packagings should be mixed with 400 rpm until the homogeneous consistency is found. It is applied to the prepared pakers by injection pump. The application pressure varies from 14 to 200 bar. The application should be started from the first paker. The pressure starts with low pressure and increased until the resin starts to overflow. After the overflow of the resin, the other paker shall start. In the application of the injection, pure resin will be overflowing from the leakage cracks in the resin concrete which is injected from all the pavers. After this process, the application is terminated.




**PROPACKER****1040**

INJECTION PIN



**Features:** *It is economical. Easy to apply.*

PACKING	diameter : 14 mm	height : 70-120mm	Box
	CONSUMPTION		BARKOD
		 8680746484177	
SHELF LIFE : 1 Year.		COLOR :	
STORAGE : +5°C / +25°C		APPEARANCE :	



**Product Description:** *Injection pin for polyurethane and epoxy injection resins*



**Application Areas:** *It is used in the application of polyurethane and epoxy resins.*

**Application Instructions:** *Surface; should be cured, dry and strong, loose surface, mortar, concrete part, such as residues should be cleared solid surface should be reached. All free particles in the cracks and joints in the area to be injected should be cleaned. Cracks larger than 3mm should be covered with suitable repair materials. The locations of the buffers are determined according to the area where the leakage is from and the situation. The flasks are placed at a 45 degree angle. The packers shall be cut to half of the reinforced concrete thickness. Distance between packers can be between 15 cm and 90 cm. The inside of the holes must be free of dust. The product to be used is prepared accordingly. It is applied to the prepared packers by injection pump. The application pressure varies from 14 to 200 bar. The application should be started from the first paker. The pressure is increased until it starts with low pressure and the resin starts to overflow. After the overflow of the resin, the other is to be negotiated. In the application of the injection, pure resin will be overflowing from the leakage cracks in the resin concrete which is injected from all the pavers. After this process, the application is terminated.*





# PROTEX


# 1045

## WATER INSULATION FIBER GLASS MESH



**Product Description:** Reinforced with alkali mesh for waterproofing applications.

**Features:** Balances the insulation product consumption. Alkali resistant. Resistant to temperature changes. Easy to apply. Does not make shrinkage and potency.

PACKING	A	B	TOTAL
	50.00 mt	-	50.00 mt
CONSUMPTION	1,100 m <sup>2</sup> / m <sup>2</sup>	BARKOD	 8680746484184
SHELF LIFE :		COLOR :	
STORAGE : +5°C / +25°C		APPEREANCE :	



**Application Areas:** Used in BARS Water Insulation System.

**Application Instructions:** The surface should be cured, solid, loose surface, mortar, concrete parts should be cleaned and the solid surface should be reached. The surface must be cleaned mechanically if necessary. Remove oil, grease, dirt, paint and salt vapors to prevent adhesion. According to the area to be used in the application, the product must be pre-cut and prepared. After applying 1 coat of suitable waterproofing product, PROTEX is laid and the product is buried in the waterproofing product. If necessary, apply waterproofing to the second or third layer. The process is then terminated.




**PROTEX MEBRAN 1050**

TEXTILE MEMBRANE FOR UNDER CERAMIC APPLICATION



**Features:** Easy to apply. Can bridge cracks. Alkali resistant. Resistant to chemicals.

PACKING	A	B	TOTAL
	30.00 m <sup>2</sup>	-	30.00 m <sup>2</sup>
CONSUMPTION	1,10 m <sup>2</sup> / m <sup>2</sup>		
BARKOD	 8680746484191		
SHELF LIFE	: 2 Year.		COLOR : Contact us
STORAGE	: +5°C / +25°C		APPERANCE :

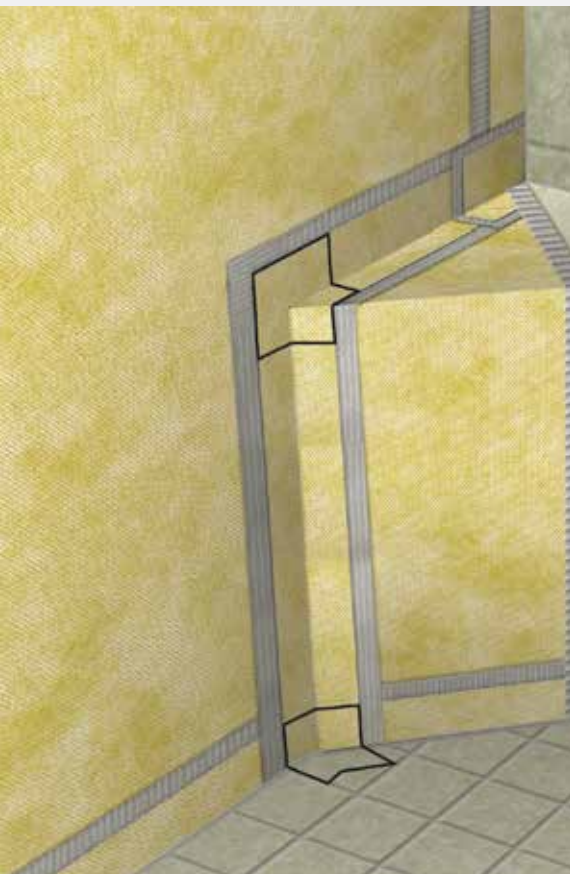


**Product Description:** It is a textile membrane produced for under ceramic applications.



**Application Areas:** On all surfaces under the ceramic, Gypsum and cement panels, Internal and external application areas, Terraces, Wet areas, Bathrooms

**Application Instructions:** Surface should be cured, dry and firm. Remove oil, grease, dirt, paint and salt vapors which prevent adhesion. Surface should be repaired with PROREPAIR THIN or PROREPAIR and in areas where there is sea water, sewage that causes high-sulphate exposition, to be done with the PROREPAIR PLUS at least 24 h before application. It is applied with the systems of PROLASTIC MEGA, PROLASTIC PLUS, PROCERA. After the system is applied, PROTEX is glued from top to bottom. Adhere to the surface with no air bubbles underneath. Joints are superimposed on each other.



# PROBAND 120


# 1055

WATER INSULATION SPLAY TAPE



**Product Description:** It is a splay tape, sides are meshed, and center is elastomeric.

**Features:** It is economical. It's quick. Easy to apply. Can bridge cracks. Resistant to chemicals.

PACKING	A		TOTAL
	50.00 mt	-	50.00 mt
CONSUMPTION	1,00 mt/ mt		<b>BARKOD</b>  8680746484207
SHELF LIFE : 2 Year			COLOR :
STORAGE : +5°C / +25°C			APPEREANCE :



**Application Areas:** Can be used with all expellable waterproofing products.

**Application Instructions:** Surface should be cured, dry and firm. Remove oil, grease, dirt, paint and salt vapors which prevent adhesion. Surface should be repaired with PROREPAIR THIN or PROREPAIR and in areas where there is sea water, sewage that causes high sulphate exposition, to be done with the PROREPAIR PLUS at least 24 hours before application. It is applied with the systems of PROLASTIC MEGA, PROLASTIC PLUS, PROCERA. After the system is applied, the substrate must be prepared in accordance with the prepared surface and the product should be fixed with cement based or epoxy adhesive. After the product is applied PROBAND 120 is adhered. When the product is applied, it must be ensured that there is no sticking, air bubble, no gap, no sticking area. The joints should be overlapped by 5-10 cm overlapping.






**PROBAND DLT****1060**

DILATATION TAPE 20-25-30-40



**Features:** Provides permanent water insulation in dilutions. Easy to apply. Can bridge cracks.

PACKING	A	B	TOTAL
	20.00 mt		20.00 mt
CONSUMPTION	1,00 mt/ mt	BARKOD	 8680746484214
SHELF LIFE : 2 Year		COLOR :	
STORAGE : +5°C / +25°C		APPEARANCE :	



**Product Description:** Dilatation tape used in the insulation of interior and exterior areas of FPO, construction joints and dilatation spaces.



**Application Areas:** Can be used with all expellable waterproofing products.

**Application Instructions:** The application surface should be clean, free of loose, loose parts. The product must be installed with PROMORTAR EPO or PROVANKRAJ. The joints must be glued by making 10 - 20 cm bini with hot air supply.




# PROBAND AQUA AC 1065

ACRYLIC BASED BLOWING TAPE




**Product Description:** It is a blowing tape which is acrylic based, blowing by contacting water, obstruct water channels while bridging cracks and gaps.

**Features:** Provides long life protection.

PACKING	10x20 = 5 mt	5x20 = 15 mt	-
	CONSUMPTION 1,00 mt/ mt		BARKOD
		 8680746484221	
SHELF LIFE : 2 Year		COLOR :	
STORAGE : +5°C / +25°C		APPEARANCE :	

**Application Areas:** Waterproofing of interior construction joints, In tunnel, subway, sewage, water treatment plants, Water tanks and pools; Suitable for use in foundation and curtain concrete joints (cold joint).

**Application Instructions:** The application surface should be clean, free of loose, loose parts. The product is applied by slipping with 20 cm spacing.




# PROBAND AQUA BENT 1070

BENTONITE BASED BLOWING TAPE



**Features:** It makes the concrete joints waterproof by contacting with water. It is easy to use. Minimizes workmanship defects in other water retaining tapes.

PACKING	<b>A</b>	<b>B</b>	<b>TOTAL</b>
	10x20 mt	20x25 mt	20 mt
CONSUMPTION			
		BARKOD	 8680746484238
SHELF LIFE : 1 Year.		COLOR :	
STORAGE: +5°C / +25°C		APPEARANCE :	




**Product Description:** Sodium bentonite and butyl rubber based water retainer joint tape.



**Application Areas:** Indoor and outdoor, In pools, water tanks, treatment plants, Basic-curtain connections, manholes, pipe inlet-outlet, Construction joints in cable ducts, In tunnel segments, Joints of old and new concretes, Used in construction joints.

**Application Instructions:** The application surface should be clean, free of loose, loose parts. A sufficient amount of product is cut from the roll. Proband aqua bent It should be fixed with PROEPO ANKRAJ in the middle of the section to be applied. 15 to 20 seconds to be pressed. Joints should be placed side by side or end to end, not overlapping. It should be noted that the reinforced concrete surfaces on the surface which are not properly formed contact the band at every point. Silicone paper is peeled off. If it is going to be covered, Cement-based products should not be preferred. Epoxy based products are recommended. Otherwise, there will be cracks on the surface during band swellings.











Karahıdır Mah. Yolu Üzeri  
Gürsu / BURSA / TÜRKİYE  
+90 (850) 888 61 01  
Whatsapp Gsm: +90 (516) 168 61 01  
info@bars-global.com